



contract

contract

Our daily life consists of various scenes, such as offices, restaurants, leisure areas, and sports areas. The Contract Series by Abax Kingfisher, is the furniture product line that can be applied in any of these scenarios.

With practical, simple, elegant and natural styling the Grado Contract Series will transform and provide superior comfort for many years to come.



CONTENTS

CHAIR

Every Chair Series	P6-19
Bunny Chair Series	P20-25
Dash Chair Series	P26-31
Lord Chair Series	P32-43
Hug Chair Series	P44-51
Wings Chair Series	P54-57
Stilo Chair Series	P58-63
Beatles Lounge Chair	P64-67
Sketch Chair 2.0 Series	P68-71
Puffy Lounge Chair Series	P72-77
Butterfly Lounge Chair Series	P78-81
Mou Chair	P82-85

SOFA

Fatty Sofa	P86-93
Mart Sofa	P94-103
Luna Sofa	P104-109
Dada Sofa	P110-113
Cover Sofa	P114-117
Buddha Sofa	P118-121
Ottomap	P122-125
Fungo	P126-135
Lotus	P136-145
Moda S	P146-149
Moda Sofa Series	P150-155

TABLE

Dada Table	P156-163
Flux Table	P164-171
Ray Table	P172-177
Cross Table	P178-181

CABINET

Lin Cabinet	P182-187
-------------	----------

ACCESSORIES

Face Stool	P188-191
Koi Screen	P192-193
Mood Screen	P194-197

COLOUR SWATCH

P200-204



EVERY CHAIR SERIES

designed by Micky Wang & Alex Chai



The Every Chair is a popular chair that combines a strong sense of history with modern elements. Micky and Alex designed the Every Chair for the purpose of paying their respects to both.







The Every Chair embodies minimalist aesthetics, its design emphasizes extreme leisure and comfort. The modest seat design makes the chair feel compact and sturdy while also complementing its slender steel footing.

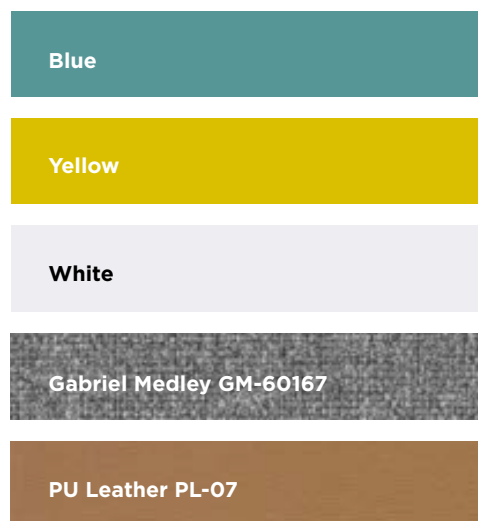




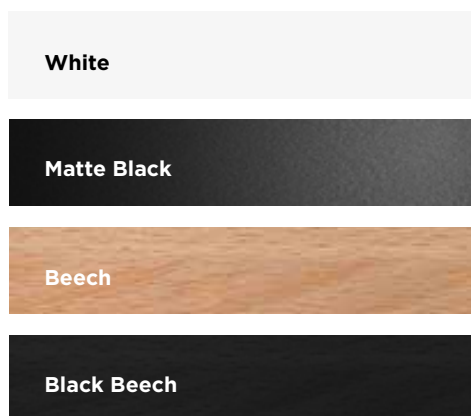


The Every Chair was named as such for its versatility in a variety of different environments and settings. Areas such as Educational environments, offices, and waiting rooms are perfect for the Every Chair. There are three different shell colours and six different base styles to choose from.

SHELL-COLOUR OPTIONS



BASE-COLOUR OPTIONS



MADE-TO-ORDER

The Every Chair can be upholstered in below list options. See a more detailed overview in the colour swatch at the end of the book.

IN-STOCK OPTIONS




Shell : Blue
Base : Matte black / Beech



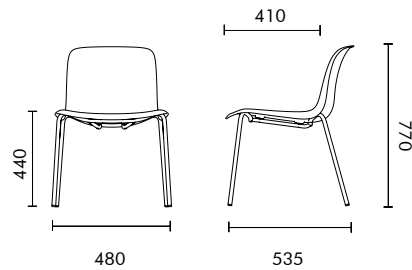
Shell : White
Base : Matte black / Beech



Shell : Yellow
Base : Matte black / Beech



Shell : GM60167
Base : Matte black / Beech



NAME

Every Chair / Base

TYPE

EVE-CH-01

EVE-CH-01U (Upholstery)

DIMENSIONS

W480 D535 H770

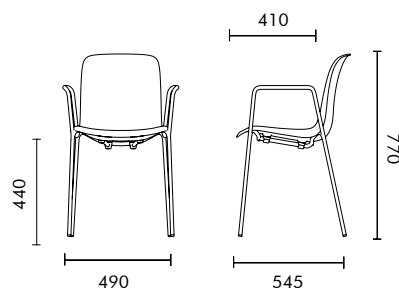
MATERIAL

Shell material PP (polypropylene)

Base is $\varnothing 16\text{mm} \times 2\text{mmT}$ steel tube.

PROCESS

Steel frame surface treatment: powder epoxy polyester powder coating / upholstered shell.



NAME

Every Chair / With Arm

TYPE

EVE-CH-02

EVE-CH-02U (Upholstery)

DIMENSIONS

W490 D545 H770

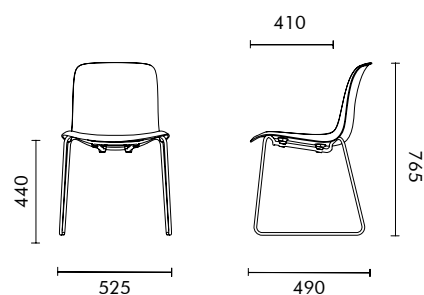
MATERIAL

Shell material PP (polypropylene)

Base is $\varnothing 16\text{mm} \times 2\text{mmT}$ steel tube.

PROCESS

Steel frame surface treatment: powder epoxy polyester powder coating / upholstered shell.



NAME

Every Chair / Sled

TYPE

EVE-CH-04

EVE-CH-04U (Upholstery)

DIMENSIONS

W525 D490 H765

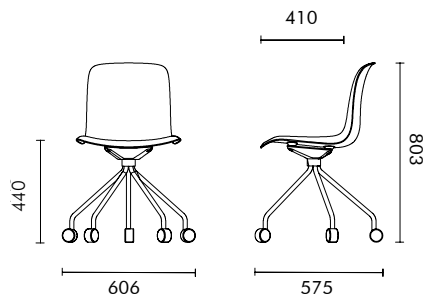
MATERIAL

Shell material PP (polypropylene) /

Aluminum classic / Base is $\varnothing 12\text{mm} \times \text{T}$ steel rod.

PROCESS

Steel frame surface treatment: powder epoxy polyester powder coating / Soft back cover with sponge fabric.



NAME

Every Chair / Steel tube 5 ways

TYPE

EVE-CH-05
EVE-CH-05U (Upholstery)

DIMENSIONS

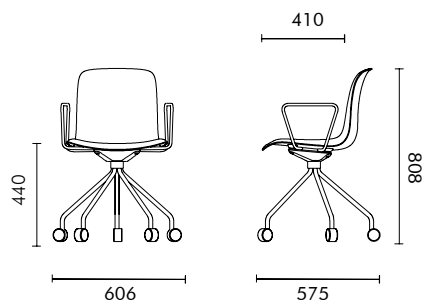
W606 D575 H803

MATERIAL

Shell material PP (polypropylene) /
Aluminum classic / Hollow round steel
rod base / \varnothing 60mm plastic wheel.

PROCESS

Steel frame surface treatment: powder
epoxy polyester powder coating /
Soft back cover with sponge fabric.



NAME

Every Chair / Steel tube 5 ways
with arm

TYPE

EVE-CH-06
EVE-CH-06U (Upholstery)

DIMENSIONS

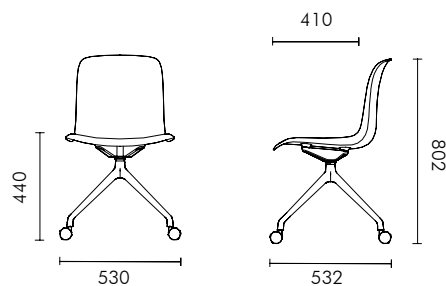
W606 D575 H808

MATERIAL

Shell material PP (polypropylene) /
Aluminum classic / Hollow round steel
rod base / \varnothing 60mm plastic wheel.

PROCESS

Steel frame surface treatment: powder
epoxy polyester powder coating /
Soft back cover with sponge fabric.



NAME

Every Chair / Aluminium 4 ways
wheel without arm

TYPE

EVE-CH-12
EVE-CH-12U Upholstery)

DIMENSIONS

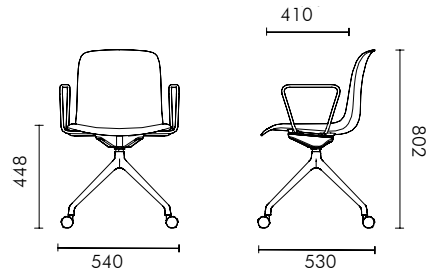
W530 D532 H802

MATERIAL

Body material PP (polypropylene)/
Aluminum connector / Aluminum alloy
base (turning is available , height
adjustment is not available) /
 \varnothing 60mm plastic wheel.

PROCESS

The shell is upholstered / Base is
electrostatic powder spraying
or polishing



NAME

Every Chair / Aluminium 4 ways wheel with arm

TYPE

EVE-CH-14
EVE-CH-14U (Upholstery)

DIMENSIONS

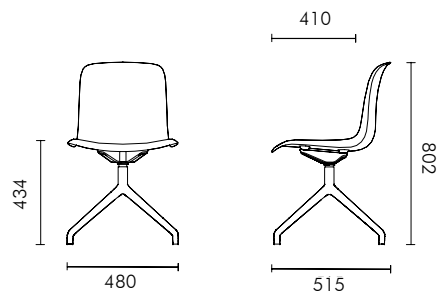
W530 D532 H802

MATERIAL

Body material PP (polypropylene)/ Aluminum connector / Aluminum alloy base (turning is available , height adjustment is not available) / \varnothing 60mm plastic wheel.

PROCESS

The shell is upholstered / Base is electrostatic powder spraying



NAME

Every Chair / Aluminium 4 ways base without arm

TYPE

EVE-CH-11
EVE-CH-11U (Upholstery)

DIMENSIONS

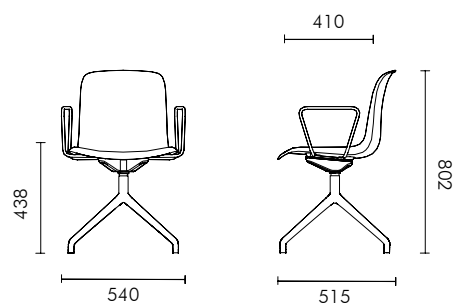
W480 D515 H788

MATERIAL

Body material PP (polypropylene)/ Aluminum connector / Aluminum alloy base (turning is available , height adjustment is not available)

PROCESS

The shell is upholstered / Base is electrostatic powder spraying or polishing



NAME

Every Chair / Aluminium 4 ways base with arm

TYPE

EVE-CH-13
EVE-CH-13U (Upholstery)

DIMENSIONS

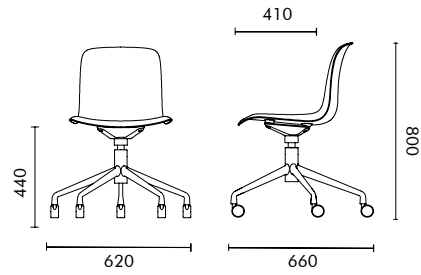
W540 D515 H792

MATERIAL

Body material PP (polypropylene)/ Aluminum connector / Aluminum alloy base (turning is available , height adjustment is not available)

PROCESS

The shell is upholstered / Base is electrostatic powder spraying



NAME

Every Chair / Aluminum 5 ways

TYPE

EVE-CH-08
EVE-CH-08U (Upholstery)

DIMENSIONS

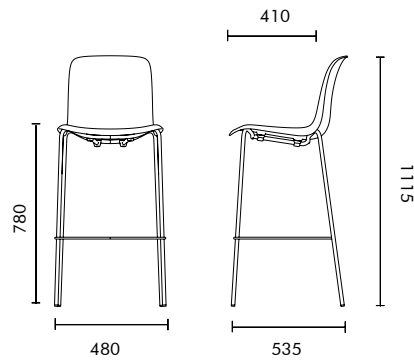
W620 D660 H800

MATERIAL

Body material PP (polypropylene) /
Aluminum classic / Aluminum alloy
base / \varnothing 60mm plastic wheel

PROCESS

Upholstered shell / base
aluminum polishing



NAME

Every Barstool / Steel Tube

TYPE

EVE-CH-03
EVE-CH-03U (Upholstery)

DIMENSIONS

W480 D535 H1115

MATERIAL

Shell material PP (polypropylene)
Base is \varnothing 16mm* 2mmT steel tube.

PROCESS

Upholstered shell / base is
electrostatic powder spraying





BUNNY CHAIR

designed by Wendy Liu & Alex Chai



In order to meet the highest quality standards, and ensure that people sit in comfort, a cold injection foaming technique is used on the Bunny Chair seat. This technique allows for the rounded lines and slimline form of the Bunny Chair.

We believe that the Bunny Chair is not only supremely comfortable, but can also be used in office settings to bring lightness to the room. It is modern and multi-functional and can meet almost all the needs of any environment.

Bunny Chair 2.0 (Gabriel Medley GM-60167)





Bunny Chair 2.0 / wooden base (Gabriel Medley GM-60167)

The Bunny Chair is an ideal choice for areas such as lobbies, libraries, corporate offices, educational environments, banks and museums; or it can be an embellishment, placed beside a sofa. This is a product that allows you to enjoy the beauty of the moment.




Bunny Chair 2.0 / wooden base (Gabriel Medley GM-60167)

SHELL-COLOUR OPTIONS



BASE-COLOUR OPTIONS



MADE-TO-ORDER

The Bunny Chair can be upholstered in below list options. See a more detailed overview in the colour swatch at the end of the book.

IN-STOCK OPTIONS



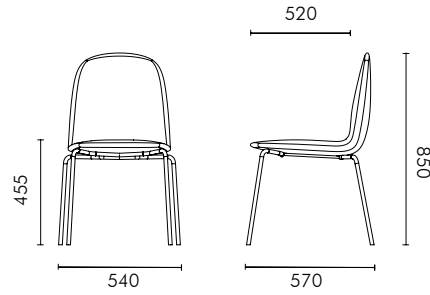
Shell : GM60167 / GM60004 / Sunday10 / PL-07
Base : Matte White



Shell : GM60167 / GM60004 / Sunday10 / PL-07
Base : Beech



Shell : GM60167 / GM60004 / Sunday10 / PL-07
Base : Dark Brown Oak



NAME

Bunny Chair 2.0

TYPE

BUN-CH-06

DIMENSIONS

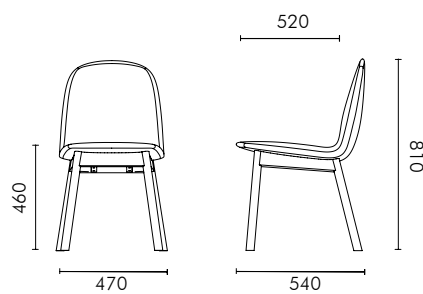
W540 D570 H850

MATERIAL

Shell consists of steel frame and PU mold foam / Base is made of φ 16mm*2mmT steel tube

PROCESS

Base is electrostatic powder spraying / Upholstered shell.



NAME

Bunny Chair / Wooden Base

TYPE

BUN-CH-06-SW02 (Beech)

BUN-CH-06-SW08 (Dark Brown Oak)

DIMENSIONS

W470 D540 H810

MATERIAL

Shell consists of steel frame and PU mold foam / Base is made of beech wood or oak wood

PROCESS

Upholstered shell / Base is PU Painting



DASH CHAIR SERIES

designed by Stephano Campioni



Dash Chair, as the name suggests, gives people a strong sense of lines. When it's put under the sun, the sun-rays shine through the back of the chair.

Stefano Campioni, who designed the Dash Chair in 2014, commented that a word within 'dash' is 'ash'. As a phoenix rises from the ash, people rise from trouble and by this faith, the Dash Chair conveys hope in this tough world.



The staggered line structure not only makes the back of the Dash Chair more beautiful, but also strengthens the chair so as to make it more durable and comfortable. There are four types of Dash Chair: with or without armrests, swivel and bar stool. Its various styles make it available for many places, such as offices, meeting rooms or educational environments.





SHELL-COLOUR OPTIONS

Black

White

BASE-COLOUR OPTIONS

Polishing

Matt black

MADE-TO-ORDER

No Options of Dash series are made-to-order.

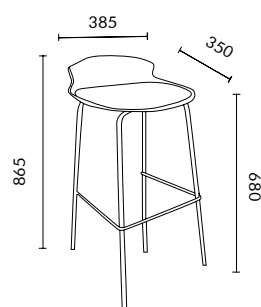
IN-STOCK OPTIONS



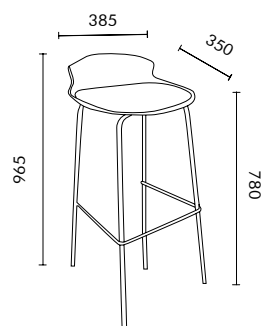
Dash Barstool

Shell : Black

Base : Matte Black



DAS-CH-86A-1D



AS-CH-87A

NAME

Dash Barstool

TYPE

DAS-CH-86A-1

DAS-CH-87A

DIMENSIONS

W385 D395 H865 (86A-1)

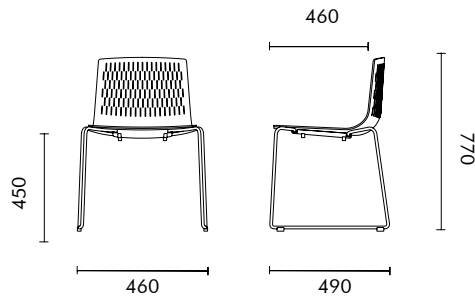
W385 D395 H965 (87A)

MATERIAL

Shell is made of PP / Base is made of \varnothing 16mm*1.5mmT steel tube

PROCESS

Base is electrostatic powder spraying



NAME

Dash Chair / Sled

TYPE

DAS-CH-04B-1

DIMENSIONS

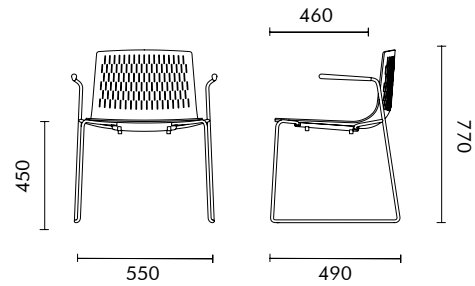
W460 D490 H770

MATERIAL

Shell is made of PP / Base is made of φ 12mm steel tube

PROCESS

Base is steel polishing.



NAME

Dash Chair / Sled with arm

TYPE

DAS-CH-04B

DIMENSIONS

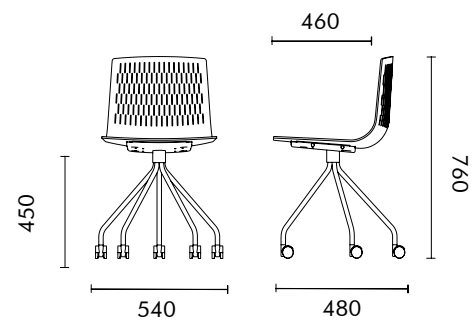
W550 D490 H770

MATERIAL

Shell is made of PP / Base is made of φ 12mm steel tube

PROCESS

Base is steel polishing.



NAME

Dash Office Chair / Without Arm

TYPE

DAS-CH-04-1

DIMENSIONS

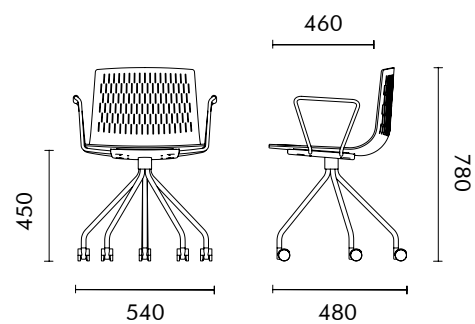
W540 D480 H760

MATERIAL

Shell is made of PP / Base is made of φ 20mm steel tube

PROCESS

Steel frame surface treatment is powder epoxy polyester powder coating.



NAME

Dash Office Chair / With Arm

TYPE

DAS-CH-04

DIMENSIONS

W540 D480 H780

MATERIAL

Shell is made of PP / Arm is made of φ 12mm steel rod / Base is made of φ 20mm steel tube

PROCESS

Steel frame surface treatment is powder epoxy polyester powder coating.



LORD SERIES

designed by Wendy Liu & Alex Chai



The Lord Chair is associated with shells in the sea: In legends, when the mermaid feels tired, she will sit and rest inside, comfortable and light. With this as inspiration, Wendy and Alex designed the Lord Chair. It looks interesting and attractive, just like a shell that opens its mouth.



The Lord Office Chair is designed for users who work long hours in the office. Its design is elegant and graceful. Polished aluminum legs also enhance the beauty of the chair. It can also decrease people's fatigue and provide great comfort.





The Lord Chair can be used in various spaces, such as offices, education spaces and so on. The application of different fabrics and colours makes the Lord Chair a feature piece that can be used extensively within a space.

SEAT SURFACE COLOUR OPTIONS

Mastrotto Leather ML-05

BACK SURFACE COLOUR OPTIONS

PU Leather PL-03

MADE-TO-ORDER

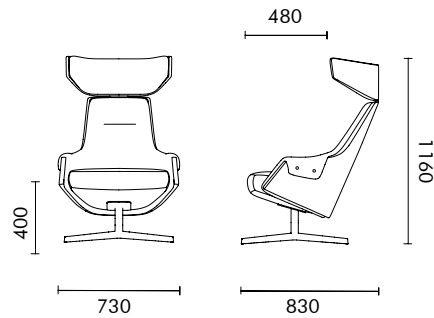
The Lord Chair can be upholstered in below list options. See a more detailed overview in the colour swatch at the end of the book.

IN-STOCK OPTIONS



Seat Surface / Back Surface
PL-05 / PL-03





NAME

Lord Lounge Chair

TYPE

LOD-CH-01

DIMENSIONS

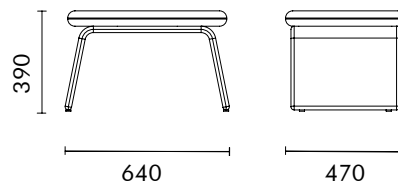

W730 D830 H1160

MATERIAL

Shell consists of plywood, fill in high resilience sponge, feather and polyester staple / Base is made of 8mm thickness cold-rolled steel plate.

PROCESS

Upholstered Shell / Base is electrostatic powder coating.



NAME

Lord Foot Pier

TYPE

LOD-CH-02

DIMENSIONS

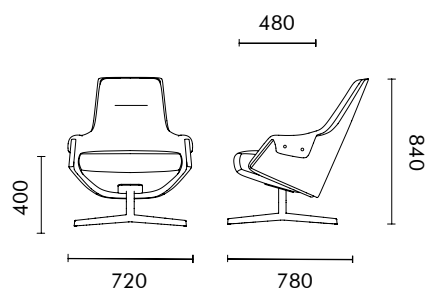
W640 D470 H390

MATERIAL

Consists of plywood, fill in high resilience sponge

PROCESS

Upholstered Shell / Base is electrostatic powder coating.



NAME

Lord Lounge Chair / without headrest

TYPE

LOD-CH-03

DIMENSIONS

W720 D780 H840

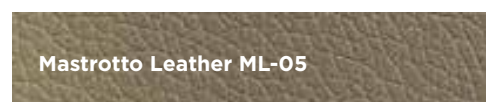
MATERIAL

Shell consists of plywood, fill in high resilience sponge, feather and polyester staple / Base is made of 8mm thickness cold-rolled steel plate.

PROCESS

Upholstered Shell / Base is electrostatic powder coating.



SEAT SURFACE COLOUR OPTIONS



MADE-TO-ORDER

The Lord Chair can be upholstered in a range of options. See a more detailed overview in the colour swatch at the end of the book.

BACK SURFACE COLOUR OPTIONS



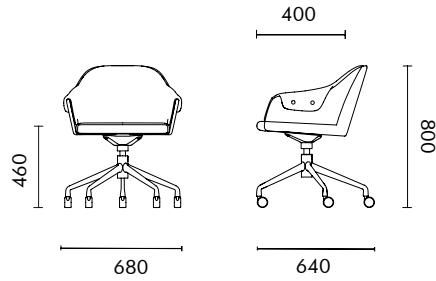
IN-STOCK OPTIONS



Seat Surface / Back Surface
PL-05 / PL-03



Seat Surface / Back Surface
LD-40 / LD-21



NAME

Lord Chair / 5 ways

TYPE

LOD-CH-08

DIMENSIONS

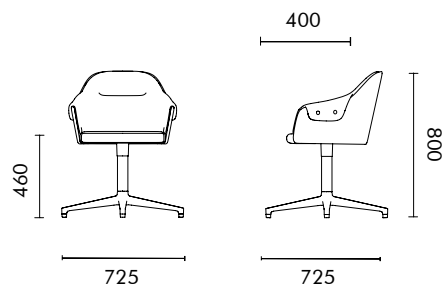
W680 D640 H800

MATERIAL

Shell consists of plywood, fill in high resilience sponge, feather and polyester staple / Base is Aluminium

PROCESS

Upholstered Shell / Base is polishing.



NAME

Lord Chair / Aluminium Base

TYPE

LOD-CH-06

DIMENSIONS

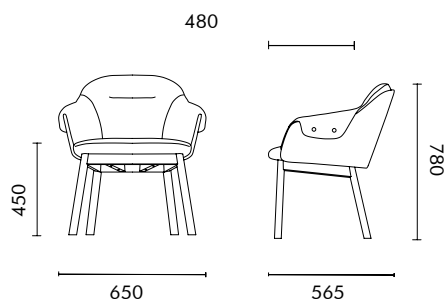
W725 D725 H800

MATERIAL

Shell consists of plywood, fill in high resilience sponge, feather and polyester staple / Base is Aluminium alloy

PROCESS

Upholstered Shell / Base is polishing.



NAME

Lord Chair / Wooden Base

TYPE

LOD-CH-07

DIMENSIONS

W650 D565 H780


MATERIAL

Shell consists of plywood, fill in high resilience sponge, feather and polyester staple / Base is beech wooden

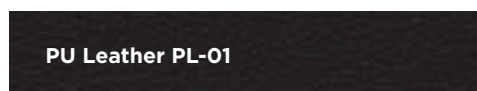

PROCESS

Upholstered Shell / Base is PU painting

SEAT SURFACE COLOUR OPTIONS



BACK SURFACE COLOUR OPTIONS



MADE-TO-ORDER

The Lord Chair can be upholstered in a range of options. See a more detailed overview in the colour swatch at the end of the book.

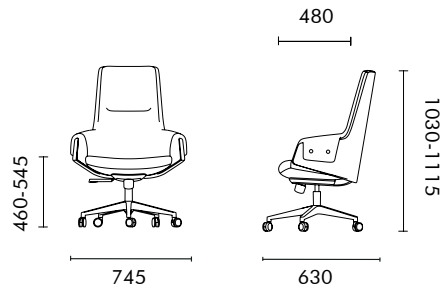
IN-STOCK OPTIONS



Seat Surface / Back Surface
PL-05 / PL-03



Seat Surface / Back Surface
PL-01 / PL-01



NAME

Lord Office Chair / Without Headrest

TYPE

LOD-CH-05

DIMENSIONS

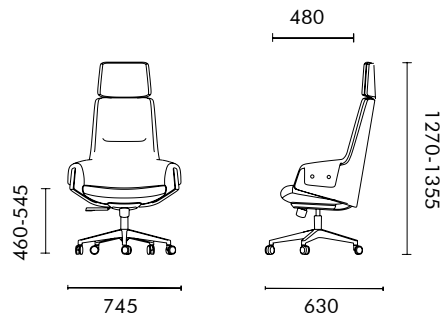
W745 D630 H1030-1115

MATERIAL

Shell consists of plywood, fill in high resilience sponge, feather and polyester staple / Base is Aluminium alloy

PROCESS

Upholstered Shell / Base is polishing



NAME

Lord Office Chair / With Headrest

TYPE

LOD-CH-04

DIMENSIONS

W745 D630 H1270-1355

MATERIAL

Shell consists of plywood, fill in high resilience sponge, feather and polyester staple / Base is Aluminium alloy

PROCESS

Upholstered Shell / Base is polishing

SHELL-COLOUR OPTIONS



BASE-COLOUR OPTIONS



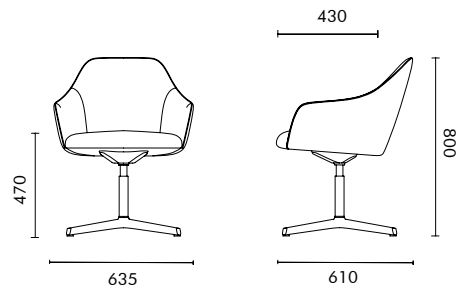
MADE-TO-ORDER

The Lord Chair can be upholstered in a range of options. See a more detailed overview in the colour swatch at the end of the book.

IN-STOCK OPTIONS



GM60167 / PL07 / Sunday83



NAME

Lord Pod Chair / Aluminium Base

TYPE

LOD-CH-09-4S

DIMENSIONS

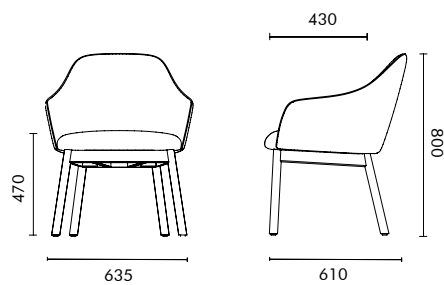
W635 D610 H800

MATERIAL

Shell consists of plywood, fill in high resilience sponge / Base is Aluminium alloy

PROCESS

Upholstered Shell / Base is polishing



NAME

Lord Pod Chair / Wooden Base

TYPE

LOD-CH-09-T

DIMENSIONS

W635 D610 H800

MATERIAL

Shell consists of plywood, fill in high resilience sponge / Base is Beech wooden

PROCESS

Upholstered Shell / Base is PU painting



HUG SERIES

designed by Peter Fei



Inspired from hugging, the Hug Chair is designed with hanging handrails pointing slightly upward mimicking open arms, beckoning tired people to have a seat. A hug is a mutual gesture within which we give and receive in the same moment. It is an embrace that provides comfort and warmth when received and the Hug Chair was designed to share this same quality.





SHELL-COLOUR OPTIONS

Gabriel Medley GM60004

Gabriel Medley GM60167

OTE Sunday 10

PU Leather PL-07

LEG OPTIONS

Beech

Dark Brown Oak

IN-STOCK OPTIONS



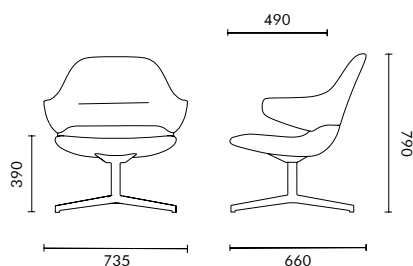
Shell: GM60167 / GM60004 / Sunday10 / PL-07

Base: Beech

MADE-TO-ORDER

The Hug Chair can be upholstered in below list options. See a more detailed overview in the colour swatch at the end of the book.





NAME
Hug Lounge Chair

TYPE
HUG-CH-01

DIMENSIONS
W735 D650 H790

MATERIAL
Shell consists of steel frame and PU mold foam / base is aluminium.

PROCESS
Upholstered Shell / Base is aluminium polishing



SHELL-COLOUR OPTIONS

Gabriel Medley GM60004

Gabriel Medley GM60167

OTE Sunday 10

PU Leather PL-07

LEG OPTIONS

Matte Black


Beech

Dark Brown Oak

MADE-TO-ORDER

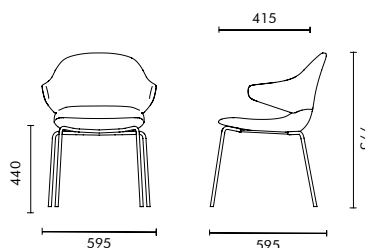
The Hug Chair can be upholstered in below list options. See a more detailed overview in the colour swatch at the end of the book.

IN-STOCK OPTIONS



Shell: GM60167 / GM60004 / Sunday10 / PL-07

Base: Matte Black



NAME

Hug Chair / Steel Tube with arm

TYPE

HUG-CH-02

DIMENSIONS

W595 D595 H775

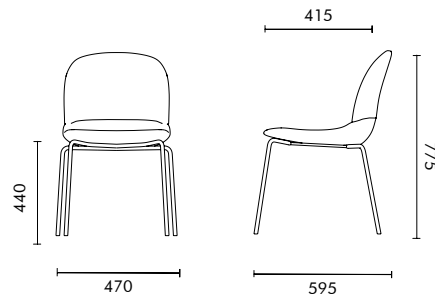
MATERIAL

Shell consists of steel frame and PU mold foam / base is \varnothing 16mm steel tube.

PROCESS

Upholstered Shell /

Base is electrostatic powder coating



NAME

Hug Chair / Steel tube without arm

TYPE

HUG-CH-03

DIMENSIONS

W470 D595 H775

MATERIAL

Shell consist of steel frame and PU mold foam / Base is made of 16mm round steel tube.

PROCESS

Shell is upholstered / Base is electrostatic powder coating.





WINGS SERIES

designed by Wendy Liu & Alex Chai



A touching picture is imagined when we hear the uplifting fairy tale of an ugly duckling who is abandoned and detested, finally becoming a beautiful swan and spreading its wings and flying to freedom. Inspired by this story and the image of open wings, Wendy and Alex designed the Wings Chair in 2016.



The Wings Chair is a versatile piece which comes in a variety of bright colours. It's unique shape makes it a stylish choice for public areas, such as offices, entertainment venues, libraries and educational spaces.



SHELL-COLOUR OPTIONS

Gabriel Medley GM60004

Gabriel Medley GM60167

MADE-TO-ORDER

The Wings Chair can be upholstered in a range of options. See a more detailed overview in the colour swatch at the end of the book.


BASE-COLOUR OPTIONS

Matte White

Matte Black

Dark Brown Oak


IN-STOCK OPTIONS



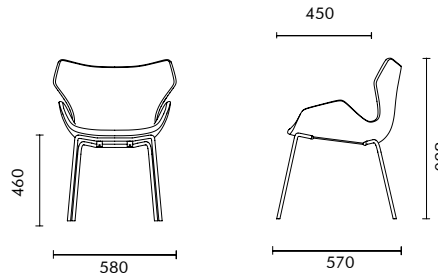
Wings Chair / Fully Upholstered
Shell: GM60004 / GM60167



Wings Chair / Basic
Shell: GM60004 / GM60167
Base: Matt White



Wings Chair / Wooden Base
Shell: GM60004 / GM60167
Base: Beech Wooden



NAME

Wings Chair / Basic

TYPE

WIN-CH-02

DIMENSIONS

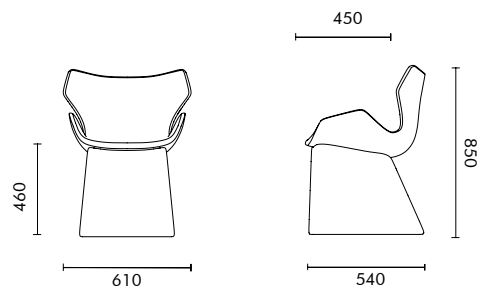
W580 D570 H860

MATERIAL

Shell consists of steel frame and PU mold foam / base is \varnothing 16mm steel tube.

PROCESS

Upholstered Shell /
Base is electrostatic powder coating



NAME

Wings Chair / Fully upholstered

TYPE

WIN-CH-01

DIMENSIONS

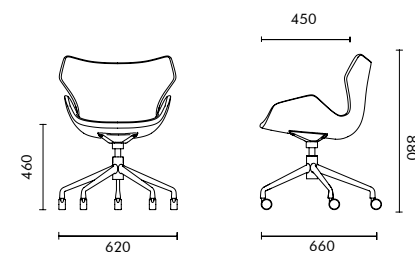
W610 D540 H850

MATERIAL

Shell consist of steel frame and PU mold foam / Base is made of plywood and sponge.

PROCESS

The whole chair is upholstered.



NAME

Wings Chair / Aluminium 5 ways

TYPE

WIN-CH-04

DIMENSIONS


W620 D660 H880

MATERIAL

Shell consists of steel frame and PU mold foam / base is aluminium

PROCESS

Upholstered Shell / Base is polished



STILO SERIES

designed by Stefano Campioni,
Vincenzo Vinci & Alex Chai



The creation of the Stilo Chair was engineered to suit the contours of the human body. Stefano, Vincenzo and Alex wanted to design a chair that offers coordination between the human body structure, psychology and mechanics; whilst paying homage to the architecture of the indoor environment.



The lines of Stilo Chair are very smooth and eye-catching. It is simple but charming. Moreover, the lines of the surface and backrest strictly follow the results provided by ergonomics data. Whatever the environment is, the Stilo Chair provides you with an elegant and comfortable seating solution.



Its preferable practicability and adaptability, makes it well suited within public spaces, including schools, libraries, offices, waiting rooms, restaurants and hotels.



SHELL-COLOUR OPTIONS

Gabriel Medley GM60167

Gabriel Medley GM61003

Gabriel Medley GM68005

PU Leather PL07

MADE-TO-ORDER

The Stilo Chair can be upholstered in below list options. See a more detailed overview in the colour swatch at the end of the book.

BASE-COLOUR OPTIONS

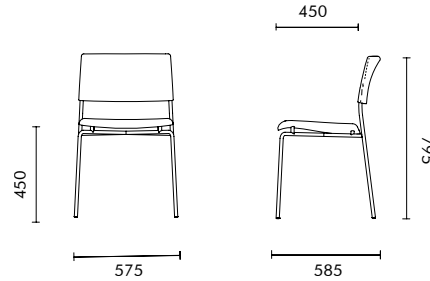
Matt Black

IN-STOCK OPTIONS



Shell : GM60167 / GM61003 / GM68005 / PL07

Base : Matt black



NAME

Stilo Chair / Without arm

TYPE

STL-CH-01

DIMENSIONS

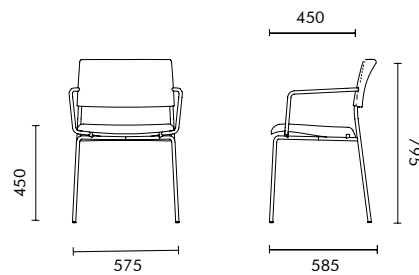
W575 D585 H795

MATERIAL

Shell consists of 12mm thickness plywood and sponge / Base made of 16mm*2mmT thickness steel tube

PROCESS

Upholstered Shell / Base is electrostatic powder coating



NAME

Stilo Chair / With arm

TYPE

STL-CH-02

DIMENSIONS

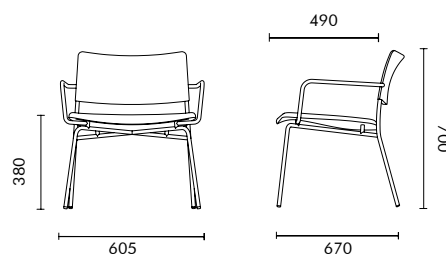
W575 D585 H795

MATERIAL

Shell consists of 12mm thickness plywood and sponge / Base made of 16mm*2mmT thickness steel tube

PROCESS

Upholstered Shell / Base is electrostatic powder coating



NAME

Stilo Lounge Chair

TYPE

STL-CH-03

DIMENSIONS

W605 D670 H700

MATERIAL

Shell consists of 12mm thickness plywood and sponge / Base made of 16mm*2mmT thickness steel tube

PROCESS

Upholstered Shell / Base is electrostatic powder coating



BEATLES LOUNGE CHAIR

designed by Mario Tsai



The Beatles Lounge Chair has a classic beetle shape. The framework of the Beatles Lounge is constructed from Nordic Akamatsu. Superior comfort is achieved by using high density sponge. The cushioning, in combination with the curved elements, highlights the rounded curve that is like a beetle's back.



The Beatles Lounge Chair has a high backrest and low seat, together with short steel feet, its overall appearance is simple and adorable.

SHELL-COLOUR OPTIONS

Gabriel Medley GM60004

Gabriel Medley GM60167

Gabriel Medley GM68005

BASE-COLOUR OPTIONS

Matt black

MADE-TO-ORDER

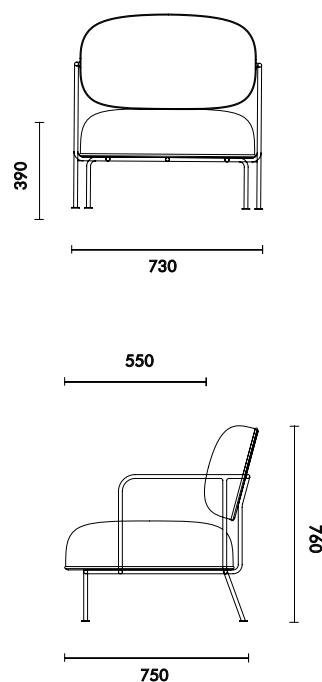
The Beatles Lounge Chair can be upholstered in a range of options. See a more detailed overview in the colour swatch at the end of the book.

IN-STOCK OPTIONS



Shell: GM60004 / GM60167/ GM68005

Base: Matt black



NAME

Beatles Lounge Chair

TYPE

BEA-CH-01

DIMENSIONS

W730 D750 H760

MATERIAL

Shell and back are form of P2 plywood and high resilience sponge / 16mm*2mmT steel tube.

PROCESS

Upholstered Shell / Base is electrostatic powder coating



SKETCH CHAIR 2.0 SERIES

designed by Wendy Liu & Alex Chai



The Sketch Chair expresses its lines with round steel tubes. We use the bending and connecting of lines to create a supremely durable chair. The Sketch Chair with its elements of full lines looks light and lively. You can feel its mildness, simpleness and elegance, but its colour will never allow it to be lost in the crowd. Its unique shape and multiple functions allow the Sketch Chair to be applicable in homes, offices, conference rooms, educational environments and other public places.



The Sketch Chair expresses its lines with round steel tubes. And we use the bending and connecting of lines to make it load-bearing. The Sketch Chair with the elements of full lines looks light and lively. You can feel its mildness, simpleness and elegance but it's colour will never make it lost in the crowd. Its unique shape and multiple functions allow the Sketch Chair to be applicable in homes, offices, conference rooms, cafes and other public places.

COLOUR OPTIONS

Yellow

Black

White

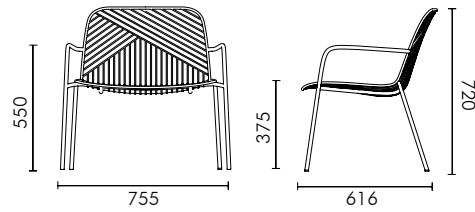
IN-STOCK OPTIONS



White

MADE-TO-ORDER

No options of Sketch Chair are made-to-order.



NAME

Sketch Lounge Chair

TYPE

SKT-CH-LG

DIMENSIONS

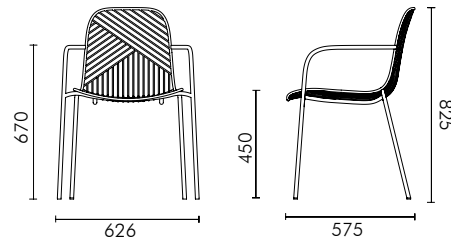
W750 D645 H710

MATERIAL

The whole chair consist with \varnothing 8mm / \varnothing 12mm / \varnothing 14mm steel.

PROCESS

Electrostatic Powder Coating



NAME

Sketch Chair

TYPE

SKT-CH-D-WA

DIMENSIONS

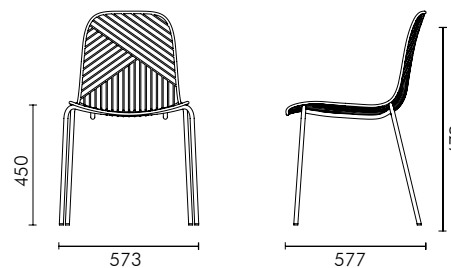
W620 D575 H825

MATERIAL

The whole chair consist with \varnothing 8mm / \varnothing 12mm / \varnothing 14mm steel.

PROCESS

Electrostatic Powder Coating



NAME

Sketch Chair

TYPE

SKT-CH-D-NA

DIMENSIONS

W560 D575 H825

MATERIAL

The whole chair consist with \varnothing 8mm / \varnothing 12mm / \varnothing 14mm steel.

PROCESS

Electrostatic Powder Coating



PUFFY LOUNGE CHAIR SERIES

designed by Jimmy



The Puffy Lounge Chair is designed by meijian and grado. It is the first case in the world where a chair has been designed by AI big data; creating a lounge chair that caters to the real needs of the user. The radian of the seat back and the depth of seat were designed precisely after analysing the data. This has resulted in a shape which is confluent with the curve of the human body. The armrests are constructed from Romania Red Beech.



Armrest is made by Romania Red Beech. With soft fabric, it highlights the natural feeling.



SHELL COLOUR OPTIONS



BASE COLOUR OPTIONS

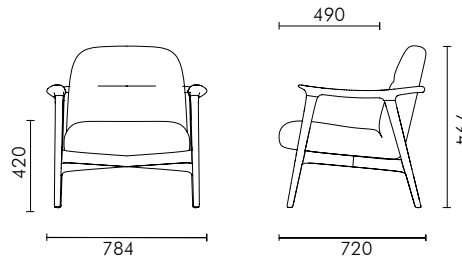


IN-STOCK OPTIONS

No inventory plan

MADE TO ORDER

The Puffy Lounge Chair can be upholstered in a range of options. See a more detailed overview in the colour swatch at the end of the book.



NAME

Puffy Lounge Chair
/ Low back wooden base
with arm

TYPE

GM-A-182

DIMENSIONS

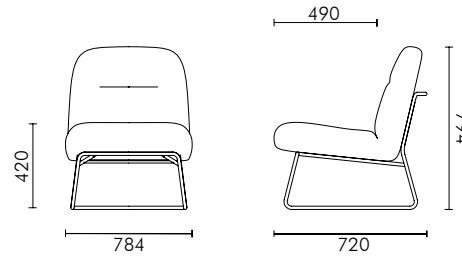
W784 D720 H794

MATERIAL

The chair is form of plywood,
fill in high resilience sponge/
Base is made of beech wood.

PROCESS

The shell is upholstered / Base
is PU painting.



NAME

Puffy Lounge Chair
/ Low back sled

TYPE

GM-A-178

DIMENSIONS

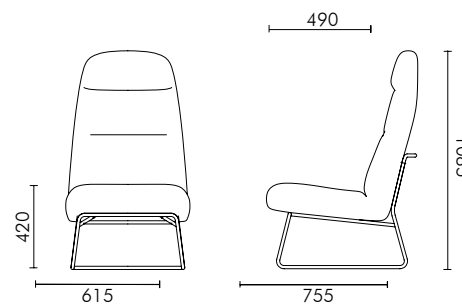
W615 D729 H794

MATERIAL

The chair is form of plywood,
fill in high resilience sponge/
Base is made of \varnothing 16mm*2mm
steel tube.

PROCESS

The shell is upholstered / Base
is electrostatic powder coating.



NAME

Puffy Lounge Chair
/ High back sled

TYPE

GM-A-179

DIMENSIONS

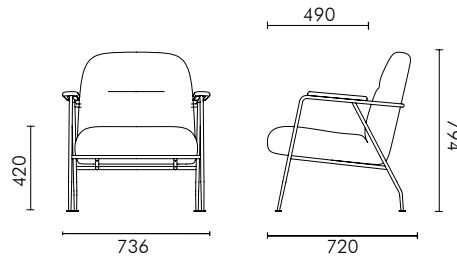
W615 D755 H1085

MATERIAL

The chair is form of plywood,
fill in high resilience sponge/
Base is made of \varnothing 16mm*2mm
steel tube.

PROCESS

The shell is upholstered / Base
is electrostatic powder coating.



NAME

Puffy Lounge Chair
/ Low back steel tube with arm

TYPE

GM-A-180

DIMENSIONS

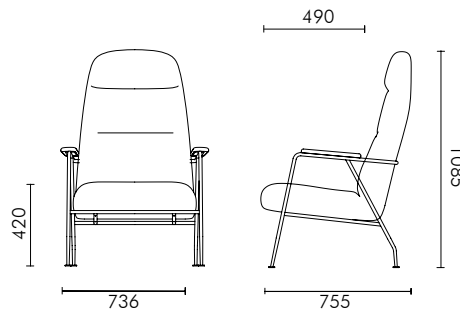
W736 D720 H794

MATERIAL

The chair is form of plywood, fill in high resilience sponge/ Base is made of \varnothing 16mm*2mmT steel tube / Armrest is oak wood

PROCESS

The shell is upholstered / Base is electrostatic powder coating / Armrest is PU paint spraying



NAME

Puffy Lounge Chair
/ High back steel tube with arm

TYPE

GM-A-181

DIMENSIONS

W736 D755 H1085

MATERIAL

The chair is form of plywood, fill in high resilience sponge/ Base is made of \varnothing 16mm*2mm steel tube / Armrest is oak wood

PROCESS

The shell is upholstered / Base is electrostatic powder coating / Armrest is PU paint spraying



BUTTERFLY LOUNGE CHAIR SERIES

designed by Meijian & grado



The designer combined the shape of butterfly wings with the modern aesthetic of the Butterfly Lounge Series. The headrest forms a semi-closed space and creates the effect of shade, shielding part of the noise and creating a quiet, private space. Its inward-facing shape and smooth lines provide a unique aesthetic experience.

SHELL COLOUR OPTIONS



BASE COLOUR OPTIONS

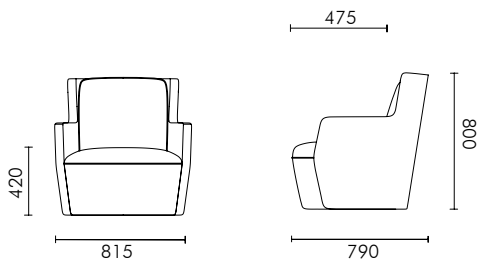


MADE TO ORDER

The Butterfly Lounge Chair can be upholstered in a range of options. See a more detailed overview in the colour swatch at the end of the book.

IN-STOCK OPTIONS

No inventory plan



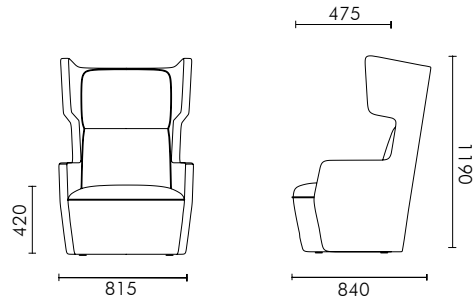
NAME
Butterfly Lounge Chair / Low
back fully upholstered.

TYPE
BUT-CH-LG-LB-NL

DIMENSIONS
W815 D790 H800

MATERIAL
The chair is form of pine frame
and plywood, fill in high
resilience sponge.

PROCESS
The whole chair is upholstered.



NAME

Butterfly Lounge Chair / High back fully upholstered.

TYPE

BUT-CH-LG-HB-NL

DIMENSIONS

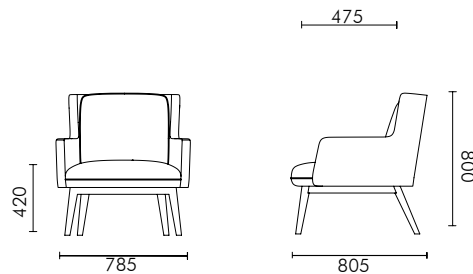
W815 D840 H1190

MATERIAL

The chair is form of pine frame and plywood, fill in high resilience sponge.

PROCESS

The whole chair is upholstered.



NAME

Butterfly Lounge Chair / Low back wooden base

TYPE

BUT-CH-LG-LB-WL

DIMENSIONS

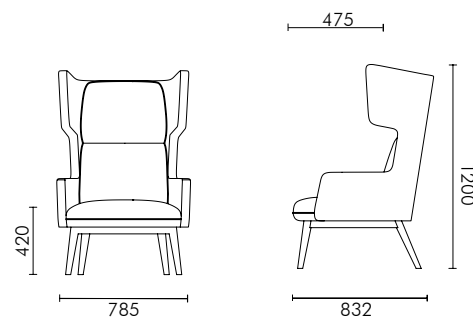
W785 D805 H800

MATERIAL

The chair is form of pine frame and plywood, fill in high resilience sponge / Base is made of beech wood

PROCESS

The shell is upholstered / Base is PU painting.



NAME

Butterfly Lounge Chair / High back wooden base

TYPE

BUT-CH-LG-HB-WL

DIMENSIONS

W785 D832 H1200

MATERIAL

The chair is form of pine frame and plywood, fill in high resilience sponge / Base is made of beech wood.

PROCESS

The shell is upholstered / Base is PU painting.



MOU CHAIR

designed by Meijian & grado

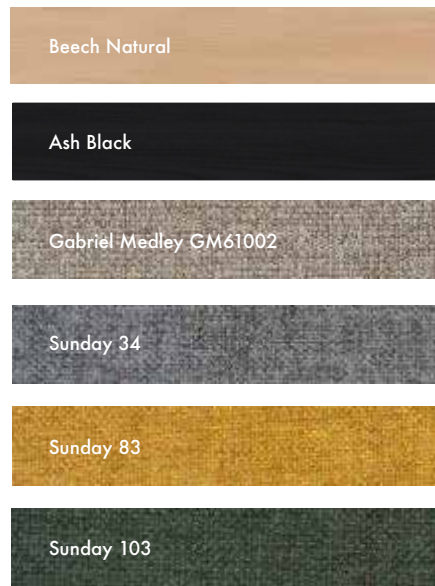


The inspiration of the Mou chair comes from the act of hugging. The backrest is slightly raised and curved, closely following the contours of the user's back and spine. The Mou chair has cleverly integrated ergonomics and aesthetics to create the perfect user experience.




The Mou chair provides a smooth curve that skillfully transforms into the armrest of the chair, giving the user a sense of visual and physical comfort. The Mou was designed so that the chair can be hung from a desk or table, creating a piece of furniture that allows for easy cleaning and management of the space. With the ability to stack the Mou is the perfect multi-functional chair.

SHELL COLOUR OPTIONS



BASE COLOUR OPTIONS

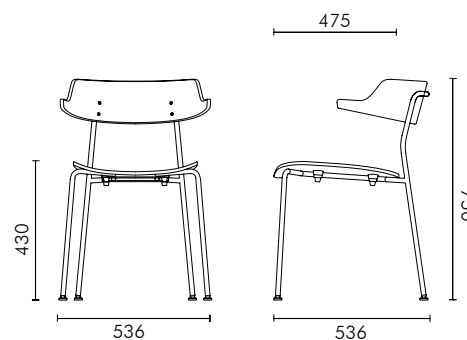


MADE TO ORDER

The Mou Chair can be upholstered in a range of options. See a more detailed overview in the colour swatch at the end of the book.

IN-STOCK OPTIONS

No inventory plan



NAME

Mou Chair

TYPE

MOU-CH-01
MOU-CH-01U (Upholstery)

DIMENSIONS

W535 D536 H750

MATERIAL

Shell consists of 11mm thickness beech / Ash plywood and sponge / Base is made of \varnothing 16mm*2mmT steel.

PROCESS

Shell is PU painting or upholstered / Electrostatic powder spraying base.



FATTY SOFA

designed by Wendy Liu & Alex Chai



The Fatty Sofa is inspired by the comfort you feel when sitting on your own sofa at home. Constructed using high comfort foam and luxurious upholstery allows you to highlight the quality of life.



The addition of the unique flanging design along with the bold colour adds lots to this simple sofa. This is exactly what the designer wants to convey by Fatty Sofa:
To be not afraid of mediocrity, but be brave and break inherent thinking.



SHELL-COLOUR OPTIONS

Gabriel Medley GM60004

Gabriel Medley GM60167

PU Leather PL-07

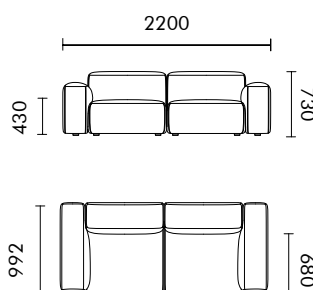
IN-STOCK OPTIONS



GM60004 / GM60167 / PL-07

MADE-TO-ORDER

The Fatty Sofa can be upholstered in a range of options. See a more detailed overview in the colour swatch at the end of the book.



NAME

Fatty Sofa / Double Seat

TYPE

FAT-SF-02

DIMENSIONS

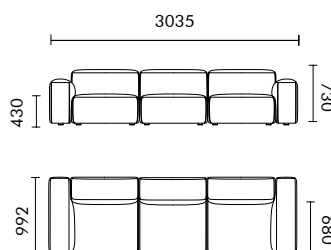
W2200 D992 H730

MATERIAL

Sofa body consists of plywood, fill in high resilience sponge / 37mm steel leg

PROCESS

Upholstered Sofa body / Base is electrostatic powder coating



NAME

Fatty Sofa / 3 Seat

TYPE

FAT-SF-03

DIMENSIONS

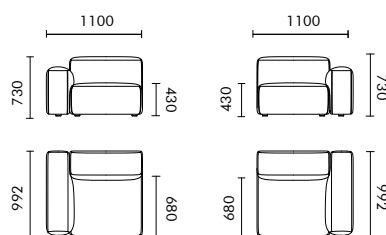

W3035 D992 H730

MATERIAL

Sofa body consists of plywood, fill in high resilience sponge / 37mm steel leg

PROCESS

Upholstered Sofa body / Base is electrostatic powder coating



NAME

Fatty Sofa / A / B

TYPE

FAT-SF-A-L

FAT-SF-B-R

DIMENSIONS

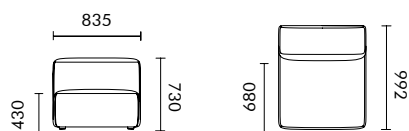

W1100 D992 H730

MATERIAL

Sofa body consists of plywood, fill in high resilience sponge / 37mm steel leg

PROCESS

Upholstered Sofa body / Base is electrostatic powder coating



NAME

Fatty Sofa / C

TYPE

FAT-SF-C

DIMENSIONS

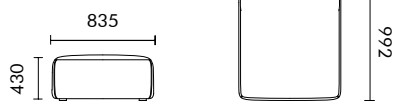

W835 D992 H730

MATERIAL

Sofa body consists of plywood, fill in high resilience sponge / 37mm steel leg

PROCESS

Upholstered Sofa body / Base is electrostatic powder coating



NAME

Fatty Sofa / D

TYPE

FAT-SF-D

DIMENSIONS

W835 D992 H430

MATERIAL

Sofa body consists of plywood, fill in high resilience sponge / 37mm steel leg

PROCESS

Upholstered Sofa body / Base is electrostatic powder coating



NAME

Fatty Sofa / E

TYPE

FAT-SF-E

DIMENSIONS

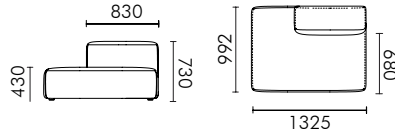

W990 D992 H730

MATERIAL

Sofa body consists of plywood, fill in high resilience sponge / 37mm steel leg

PROCESS

Upholstered Sofa body / Base is electrostatic powder coating



NAME

Fatty Sofa / F

TYPE

FAT-SF-F

DIMENSIONS

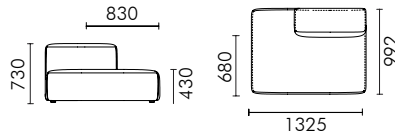
W1325 D992 H730

MATERIAL

Sofa body consists of pine frame and plywood, fill in high resilience sponge / \varnothing 37mm, 50mm height steel leg.

PROCESS

Upholstered Sofa body / Base is electrostatic powder coating



NAME

Fatty Sofa / F

TYPE

FAT-SF-F

DIMENSIONS

W1325 D992 H730

MATERIAL

Sofa body consists of pine frame and plywood, fill in high resilience sponge / \varnothing 37mm, 50mm height steel leg.

PROCESS

Upholstered Sofa body / Base is electrostatic powder coating





MART SOFA

designed by Vincenzo Vinci & Alex Chai



The Design of the Mart Sofa not only shows the designer's expression to her father's love, but also reflects the father's edification "doing everything meticulously" in the process of design. The Mart Sofa has full and smooth lines like shells. The rounded body of the seat with a simple and delicate black base gives the sofa a sense of mystery, like hovering in the air.









With this simple design, Mart can be used in offices, schools, libraries or leisure areas.

STANDARD COLOUR OPTIONS



MADE-TO-ORDER

The Mart Sofa can be upholstered in a range of options. See a more detailed overview in the colour swatch at the end of the book.

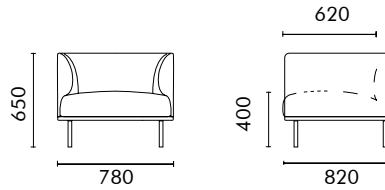
BASE OPTIONS



IN-STOCK OPTIONS



OM-11 / GM60167 / Sunday149 / Sunday 10/ Sunday 53 / PL-01



NAME

Mart Sofa / Single Seat

TYPE

MRT-SF-01

DIMENSIONS

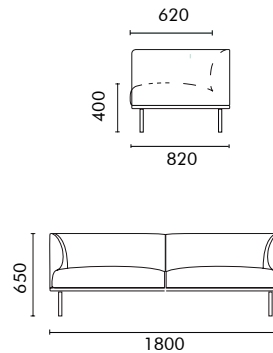
W780 D820 H650

MATERIAL

Sofa body consists of plywood, fill in high resilience sponge / 37mm steel leg

PROCESS

Upholstered Sofa body / Base is electrostatic powder coating



NAME

Mart Sofa / Double Seats

TYPE

MRT-SF-02

DIMENSIONS

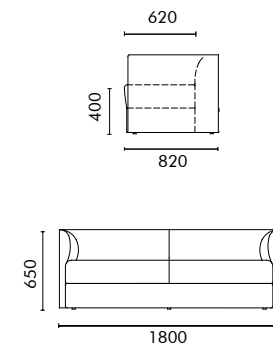
W1800 D820 H650

MATERIAL

Sofa body consists of plywood, fill in high resilience sponge / 37mm steel leg

PROCESS

Upholstered Sofa body



NAME

Mart Sofa / Console Double Seats

TYPE

MRT-SF-06

DIMENSIONS

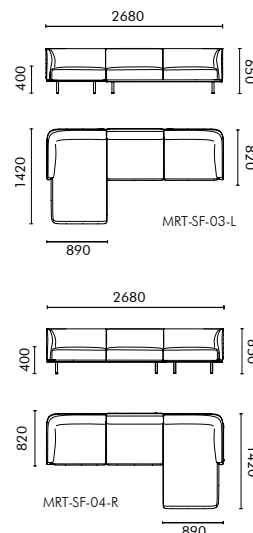
W1800 D820 H650

MATERIAL

Sofa body consists of plywood, fill in high resilience sponge

PROCESS

Upholstered Sofa body



NAME

Mart Sofa / L Shape Set

TYPE

MRT-SF-03-L

MRT-SF-04-R

DIMENSIONS

W2680 D1420 H650

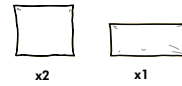
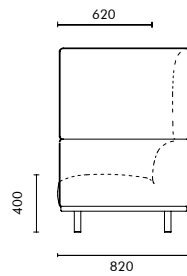
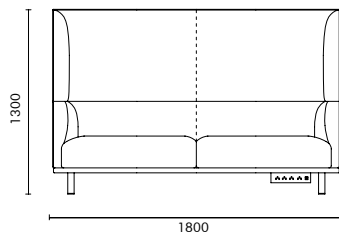
MATERIAL

Sofa body consists of plywood, fill in high resilience sponge / 37mm steel leg

PROCESS

Upholstered Sofa body / Base is electrostatic powder coating





NAME

Mart Sofa / High back double seats

TYPE

MRT-SF-06

DIMENSIONS

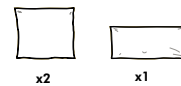
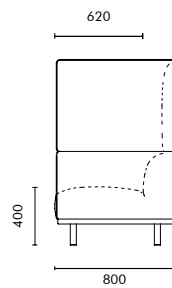
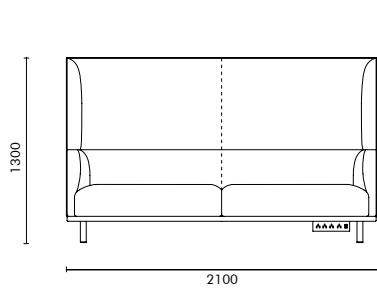
W1800 D820 H650

MATERIAL

Sofa body consists of plywood, fill in high resilience sponge / 37mm steel leg

PROCESS

Upholstered Sofa body / Base is electrostatic powder coating



NAME

Mart Sofa / High back double seats

TYPE

MRT-SF-06

DIMENSIONS

W2100 D820 H650

MATERIAL

Sofa body consists of plywood, fill in high resilience sponge / 37mm steel leg

PROCESS

Upholstered Sofa body / Base is electrostatic powder coating



LUNA SOFA

designed by Micky Wang & Alex Chai



The elegant Luna came from the Dada series. Alex continued to use the elements of the high heels on the sofa. While supporting the entire seat and ensuring the comfort of the Luna, the close combination of back and armrest cushion makes integral lines simple and elegant. The angle between the seat and backrest is totally based on human engineering to meet the users need of comfort.







The inside structure is solid wood and elastic strip suspension seating. We inject the soft foam further into this sofa, giving the user a high-level seated feeling. The slender aluminum legs are the same as the Dada series and are used to impart a feeling of grace to the surrounding environment. The Luna Sofa is suitable for any public space.



STANDARD COLOUR OPTIONS

PU Leather PL-01

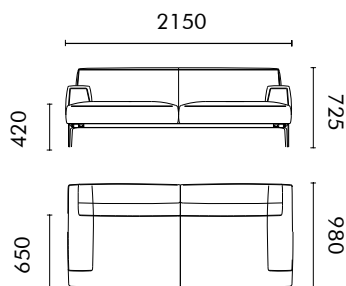
IN-STOCK OPTIONS



PL-01

MADE-TO-ORDER

The Luna Sofa can be upholstered in a range of options. See a more detailed overview in the colour swatch at the end of the book.



NAME

Luna Sofa / Double Seat

TYPE

LUN-SF-01

DIMENSIONS

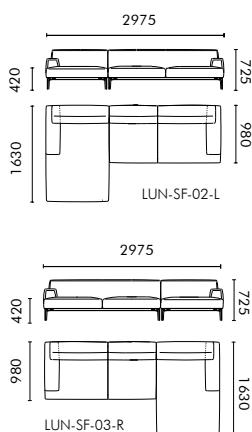
W2150 D980 H725

MATERIAL

Sofa body consists of plywood, fill in high resilience sponge / Base is aluminium

PROCESS

Upholstered Sofa body / Base is PU Lacquered



NAME

Luna Sofa / L shape seat

TYPE

LUN-SF-02-L

LUN-SF-03-R

DIMENSIONS

W2975 D1630 H725

MATERIAL

Sofa body consists of pine frame and plywood, fill in high resilience sponge / Base is aluminium

PROCESS

Upholstered Sofa body / Base is PU Lacquered



DADA SOFA

designed by grado R&D



The Dada feet simulates high-heeled shoes, making its own lines clear and light. The streamlined details show the perfect match between functions and lightness. The soft look of the Dada Sofa uses the optimum ratio of high resilience foams and high density foams. It not only makes its shape firm, but also makes it meet people's needs of comfort. The Dada sofa is designed for flexibility.



There are two types of products in the Dada Sofa Series: the double seats and the Dada bench. These options usage can create a harmonious atmosphere among the study, work and the leisure spaces.

STANDARD COLOUR OPTIONS



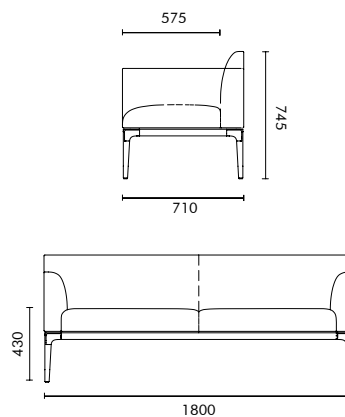
IN-STOCK OPTIONS



GM62002 / GM60167 / GM66010

MADE-TO-ORDER

The Dada Sofa can be upholstered in a range of options. See a more detailed overview in the colour swatch at the end of the book.



NAME

Dada Sofa / Double Seats

TYPE

DAD-SF-25

DIMENSIONS

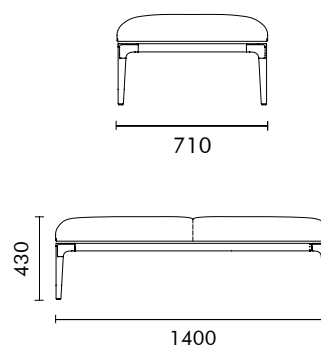
W1800 D710 H745

MATERIAL

Sofa body consists of pine frame and plywood, fill in high resilience sponge / Base Aluminium

PROCESS

Upholstered Sofa body / Base is lacquered



NAME

Dada Bench

TYPE

DAD-SF-BC

DIMENSIONS

W1400 D710 H430

MATERIAL

Sofa body consists of pine frame and plywood, fill in high resilience sponge / Base Aluminium

PROCESS

Upholstered Sofa body / Base is lacquered



COVER SOFA SERIES

designed by grado R&D




The Cover Sofa was inspired by a drooping quilt. The back cushion and seat cushion are not separated. They are designed into an integrated strip, presenting ultimate unity. We designed three styles for the Cover Sofa: The basic style, the quilt style and the slide fastener style, which can be matched with different spaces.

STANDARD COLOUR OPTIONS



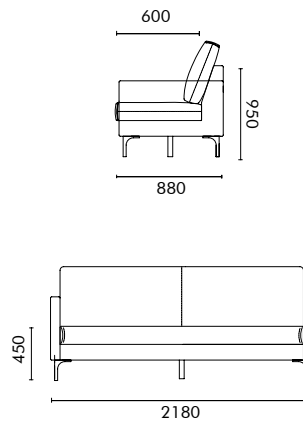
IN-STOCK OPTIONS



Sunday 10 / Sunday 39

MADE-TO-ORDER

The Cover Sofa can be upholstered in a range of options. See a more detailed overview in the colour swatch at the end of the book.



NAME

Cover Sofa / 02

TYPE

COV-SF-02

DIMENSIONS

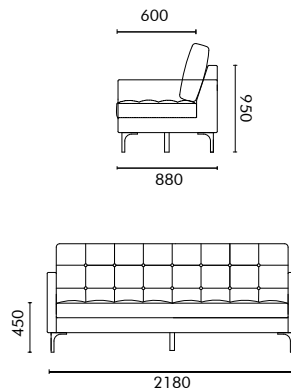
W780 D800 H650

MATERIAL

Sofa body consists of plywood, fill in high resilience sponge and feather / Base is Steel

PROCESS

Upholstered Sofa body / Base is steel plating.



NAME

Cover Sofa / 01

TYPE

COV-SF-01

DIMENSIONS

W780 D800 H650

MATERIAL

Sofa body consists of plywood, fill in high resilience sponge and feather / Base is Steel

PROCESS

Upholstered Sofa body / Base is steel plating.



BUDDHA SOFA

designed by grado Micky Wang



Since the development of buddhist culture in China, many families still have the habit of asking a Buddha to be at home. They feel that the Buddha symbolises auspiciousness and happiness and can bless the health of the family.




The Buddha Sofa shape mimics the Buddha sitting in the lotus on the stage. The curve shape represents a wonderful prose to Buddha.

STANDARD COLOUR OPTIONS

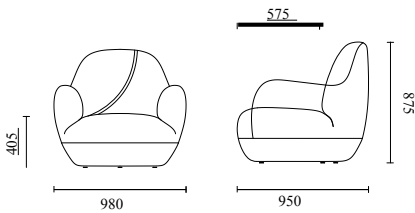


IN-STOCK OPTIONS



MADE-TO-ORDER

The Cover Sofa can be upholstered in a range of options. See a more detailed overview in the colour swatch at the end of the book.



NAME
Buddha Sofa

TYPE
BUD-SF-01S

DIMENSIONS
W980 D950 H875

MATERIAL
Form of pine frame and plywood, fill in high resilience sponge.

PROCESS
The body is upholstered



OTTOMAP SOFA

designed by Wendy Liu & Alex Chai



Inspired by the world map, the Ottomap always attracts attention because of its unique appearance and rich colour. It's suitable for public spaces such as libraries, schools, kindergarten rooms, waiting rooms, lounges, hotel lobbies and other environments.



STANDARD COLOUR OPTIONS

Camira Blazer CUZ-1K

Camira Blazer CUZ-53

Camira Blazer CUZ-1L


IN-STOCK OPTIONS



CUZ-1K / CUZ-53 / CUZ-1L

MADE-TO-ORDER

The Ottomap can be upholstered in a range of options. See a more detailed overview in the colour swatch at the end of the book.



NAME

Ottomap Sofa

TYPE

OTT-SF-01

DIMENSIONS

W4320 D2210 H390

MATERIAL

Sofa body consists of plywood, fill in high resilience sponge

PROCESS

The body is upholstered



Australia



Greenland



South
America



Africa



North
America



Eurasia



FUNGO SERIES

designed by Wendy Liu & Alex Chai



Obviously, it seems similar to a mushroom. We call this adorable series Fungo. We now have Fungo stools, Fungo poufs, and Fungo side tables on the list, as well as the larger versions of pouf and side table. Designed to provide storage and built in different sizes.






TABLETOP COLOUR OPTIONS



BASE-COLOUR OPTIONS



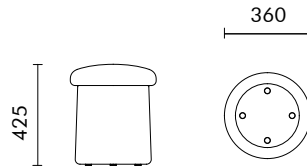
MADE-TO-ORDER

Non-standard upholster shell are made-to-order. The chairs can be upholstered in below list options. See more detail overview the colour swatch at the end of the book.

IN-STOCK OPTIONS



Shell: GM60004 / GM60167 / GM62002 / PL-04
Base: PL-04



NAME

Fungo Pouf / S

TYPE

FUN-CH-01

DIMENSIONS

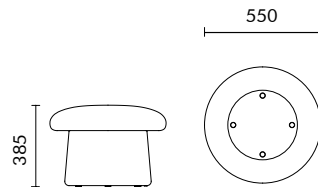
Ø 360 H425

MATERIAL

Consists of plywood and high resilience sponge

PROCESS

The whole body is upholstered



NAME

Fungo Pouf / M

TYPE

FUN-CH-02

DIMENSIONS

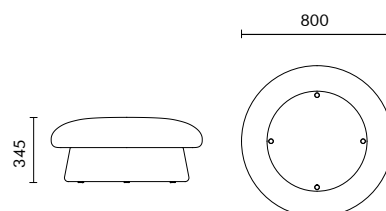
Ø 550 H385

MATERIAL

Consists of plywood and high resilience sponge

PROCESS

The whole body is upholstered



NAME

Fungo Pouf / L

TYPE

FUN-CH-03

DIMENSIONS

Ø 800 H345


MATERIAL

Consists of plywood and high resilience sponge


PROCESS

The whole body is upholstered

SHELL-COLOUR OPTIONS



BASE-COLOUR OPTIONS



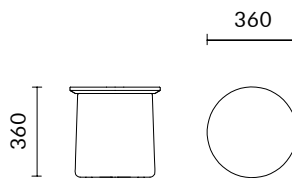
MADE-TO-ORDER

The Fungo Range can be upholstered in a range of options. See a more detailed overview in the colour swatch at the end of the book.

IN-STOCK OPTIONS



Table top: Matte white
Base: PL-04



NAME

Fungo Table / S

TYPE

FUN-TB-06

DIMENSIONS

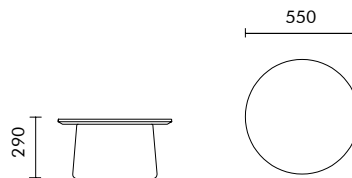
Ø 360 H360

MATERIAL

Tabletop is made by E1 level 25mm thickness MDF board / Base consist of plywood and sponge

PROCESS

Tabletop is polyurethane painting / Base is upholstered



NAME

Fungo Table / M

TYPE

FUN-TB-07

DIMENSIONS

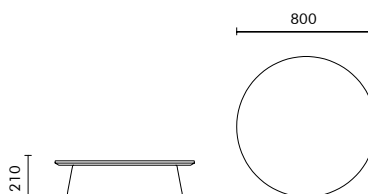
Ø 550 H290

MATERIAL

Tabletop is made by E1 level 25mm thickness MDF board / Base consist of plywood and sponge

PROCESS

Tabletop is polyurethane painting / Base is upholstered



NAME

Fungo Table / L

TYPE

FUN-TB-08

DIMENSIONS

Ø 800 H210

MATERIAL

Tabletop is made by E1 level 25mm thickness MDF board / Base consist of plywood and sponge

PROCESS

Tabletop is polyurethane painting / Base is upholstered

TABLETOP COLOUR OPTIONS



MADE-TO-ORDER

The Fungo Range can be upholstered in a range of options. See a more detailed overview in the colour swatch at the end of the book.

BASE-COLOUR OPTIONS

Matt white

IN-STOCK OPTIONS

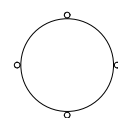


Shell: GM60004 / GM60167 / GM62002 / PL-04

Base: Matt white



375



NAME

Fungo Chair

TYPE

FUN-CH-04

DIMENSIONS

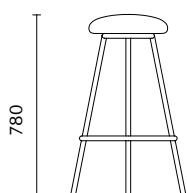
Ø 375 H450

MATERIAL

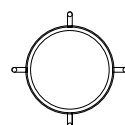
Shell consists of plywood and high resilience sponge / Base is made of 19mm*2mmT steel tube.

PROCESS

Shell is upholstered / Base is electrostatic powder coating



490



NAME

Fungo Barstool

TYPE

FUN-CH-05

DIMENSIONS

Ø 490 H780

MATERIAL

Shell consists of plywood and high resilience sponge / Base is made of 19mm*2mmT steel tube.

PROCESS

Shell is upholstered / Base is electrostatic powder coating

STANDARD COLOUR OPTIONS



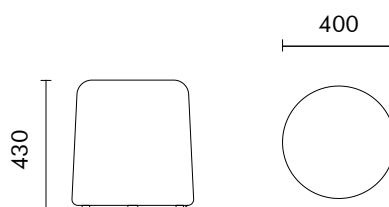
IN-STOCK OPTIONS



GM60167

MADE-TO-ORDER

The Lotus Range can be upholstered in a range of options. See a more detailed overview in the colour swatch at the end of the book.



NAME

Fungo Foot Pier / S

TYPE

FUN-CH-06

DIMENSIONS

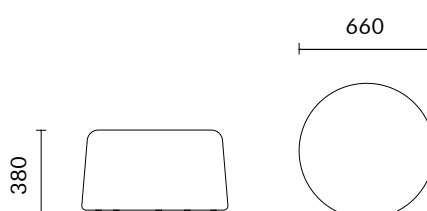
Ø 400 H430

MATERIAL

Consists of plywood and sponge

PROCESS

The whole body is upholstered



NAME

Fungo Barstool / M

TYPE

FUN-CH-07

DIMENSIONS

Ø 660 H380

MATERIAL

Consists of plywood and sponge

PROCESS

The whole body is upholstered



LOTUS SERIES

designed by Vincenzo Vinci & Alex Chai



The Lotus series is inspired by the lotus leaves of the West Lake. Wendy studied in the China Academy of Art which is located by the West Lake. She has special place in her heart for West Lake, so she pinned the memory of her college years on the Lotus Series.







With excellent durability and corrosion resistance, powder coatings are the best choice for outdoor metal furniture. They can also be used on office furniture with outstanding advantages in surface coating. With the continuous innovation of coating technology, the application of powder coatings is being extended to the field of heat sensitive and thermo sensitive materials such as wood, glass, plastic and semi-insulating materials.





Lotus coffee table, the organic shape found in nature. Inspired by the lotus leaf which grows layer after layer. This expression became the most beautiful scenery in summer. This extraordinary table is composed in different shapes, sizes and heights. The larger tables can be concealed under the small ones, just like a natural eclipse.




STANDARD COLOUR OPTIONS

Gabriel Medley GM60004

Gabriel Medley GM60167

Gabriel Medley GM66010

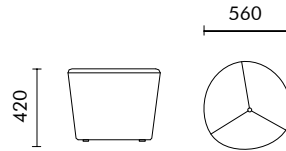
IN-STOCK OPTIONS



GM60004 / GM60167 / GM66010

MADE-TO-ORDER

Non-standard upholster shell are made-to-order.
The chairs can be upholstered in below list options.
See more detail overview the colour swatch at the
end of the book.



NAME

Lotus Pouf / S

TYPE

LOT-SF-02S

DIMENSIONS

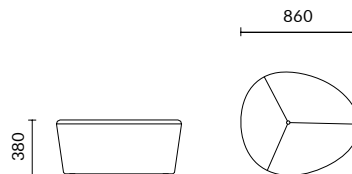
W560 D560 H420

MATERIAL

Consists of plywood and high resilience sponge

PROCESS

The body is upholstered



NAME

Lotus Pouf / M

TYPE

LOT-SF-02M

DIMENSIONS

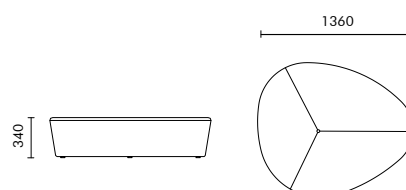
W860 D760 H380

MATERIAL

Consists of plywood and high resilience sponge

PROCESS

The body is upholstered



NAME

Lotus Pouf / L

TYPE

LOT-SF-02L

DIMENSIONS

W1360 D1190 H340

MATERIAL

Consists of plywood and high resilience sponge

PROCESS

The body is upholstered

STANDARD COLOUR OPTIONS

Light grey

Pale green

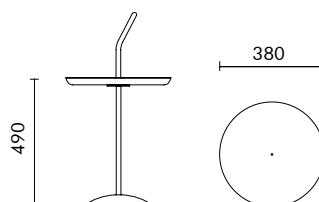
IN-STOCK OPTIONS



Light grey / Pale green

MADE-TO-ORDER

No options of Lotus Side Table 2.0 are made-to-order



NAME

Lotus Side Table 2.0

TYPE

LOT-TB-03

DIMENSIONS

Ø 380 H740

MATERIAL

Center pole is made of 16mm steel tube / Table is made of 2mmT cold-roll steel sheets / Base is steel

PROCESS

The body is electrostatic powder coating

TABLETOP-COLOUR OPTIONS

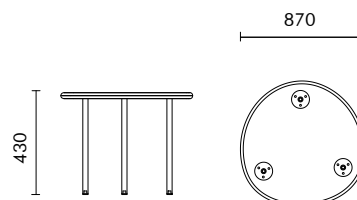


BASE-COLOUR OPTIONS



MADE-TO-ORDER

No options of Lotus Coffee Table are made-to-order



NAME

Lotus Coffee Table / S

TYPE

LOT-TB-02S

DIMENSIONS

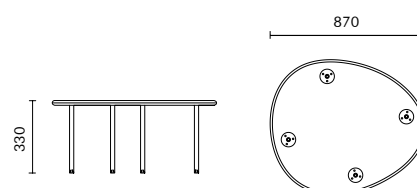
W570 D560 H430

MATERIAL

Table top is made of ash wood / Base is made of 25mm round steel tube.

PROCESS

Table top is PU Lacquered / Base is electrostatic powder coating



NAME

Lotus Coffee Table / M

TYPE

LOT-TB-02M

DIMENSIONS

W870 D750 H330

MATERIAL

Table top is made of ash wood / Base is made of 25mm round steel tube.

PROCESS

Table top is PU Lacquered / Base is electrostatic powder coating



MODO S



Modo Series has a strong functionality and diversity. You can combine them in different ways or shapes, suiting different spaces. The tray table behind the backrest makes the Modo series more useful in public spaces.

STANDARD COLOUR OPTIONS

OTE Sunday 07

OTE Sunday 34

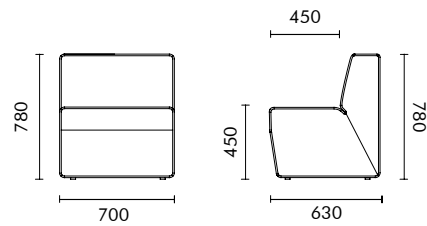
OTE Sunday 103

OTE Sunday 53

OTE Sunday 149

MADE-TO-ORDER

The Modo Sofa can be upholstered in a range of options. See a more detailed overview in the colour swatch at the end of the book.



NAME

Modo S / Console single seat

TYPE

MOD-SF-27

DIMENSIONS

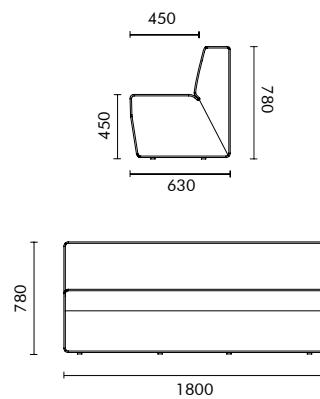
W700 D630 H780

MATERIAL

The whole sofa body is a form of pine frame and plywood, fill in high resilience sponge.

PROCESS

Body is upholstered.



NAME

Modo S / Console 3 seat

TYPE

MOD-SF-28

DIMENSIONS

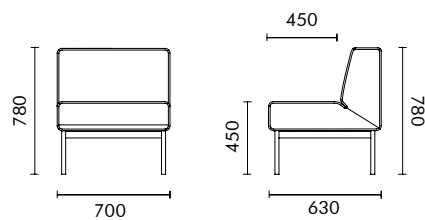
W1800 D630 H780

MATERIAL

The whole sofa body is a form of pine frame and plywood, fill in high resilience sponge.

PROCESS

Body is upholstered.



NAME

Modo S / Steel Base single seat

TYPE

MOD-SF-29

DIMENSIONS

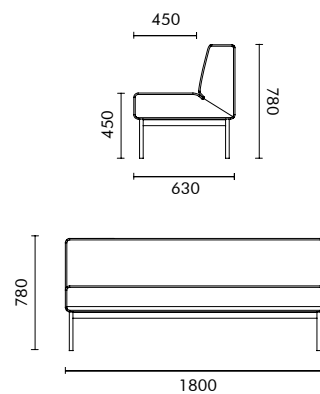
W700 D630 H780

MATERIAL

The sofa body is a form of pine frame and plywood, fill in high resilience sponge / base is made of 25mm steel tube.

PROCESS

Body is upholstered / Base is powder epoxy polyester powder coating



NAME

Modo S / Steel Base 3seat

TYPE

MOD-SF-30

DIMENSIONS

W1800 D630 H780

MATERIAL

The sofa body is a form of pine frame and plywood, fill in high resilience sponge / base is made of 25mm steel tube.

PROCESS

Body is upholstered / Base is powder epoxy polyester powder coating



MODO SERIES

designed by Wendy Liu & Alex Chai



Modo Series has a strong functionality and diversity. You can combine them in different ways or shapes, suiting different spaces. The tray table behind the backrest makes the Modo series more useful in public spaces.





The whole sofa system is fun and versatile, and is suitable for any setting, no matter the office or any other public area. They can be used in discussion spaces in your office, a stool in a chic cafe or at a small island in a hotel reception. The choices are endless.

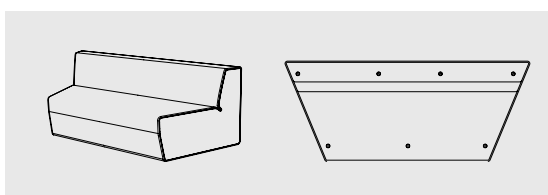
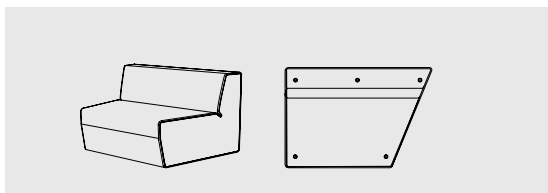
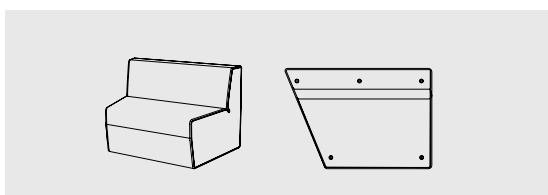
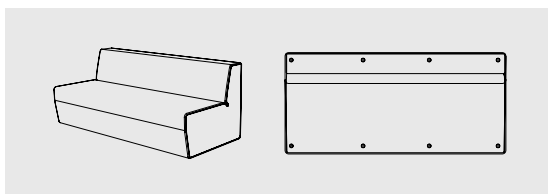
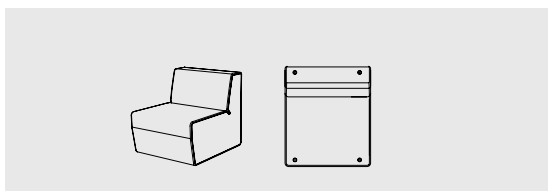


STANDARD COLOUR OPTIONS

There are no standard options in the product only customisation is accepted.

MADE-TO-ORDER

Non-standard upholster shell are made-to-order. The chairs can be upholstered in below list options. See more detail overview the colour swatch at the end of the book.



TYPE

MOD-SF-1S

DIMENSIONS

W700 D820 H740

MATERIAL

Shell and back use a pine frame and pressed wood veneer board. Sponge filling.

TYPE

MOD-SF-2S

DIMENSIONS

W1800 D820 H740

MATERIAL

Shell and back use a pine frame and pressed wood veneer board. Sponge filling.

TYPE

MOD-SF-1SL1

DIMENSIONS

W875/1200 D820 H740

MATERIAL

Shell and back use a pine frame and pressed wood veneer board. Sponge filling.

TYPE

MOD-SF-1SL2

DIMENSIONS

W875/1200 D820 H740

MATERIAL

Shell and back use a pine frame and pressed wood veneer board. Sponge filling.

TYPE

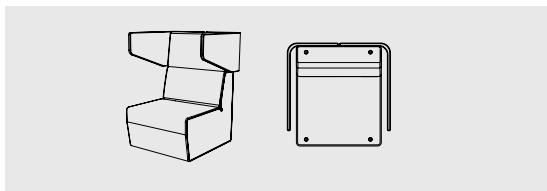
MOD-SF-2SL

DIMENSIONS

W1350/2000 D740 H820

MATERIAL

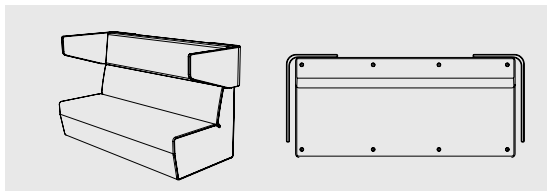
Shell and back use a pine frame and pressed wood veneer board. Sponge filling.



TYPE
MOD-SF-1SA

DIMENSIONS
W850 D845 H1115

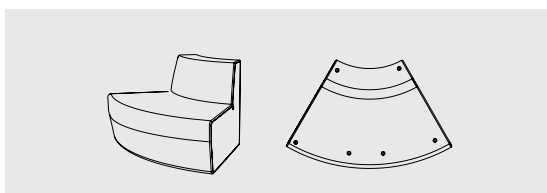
MATERIAL
Shell and back use a pine frame and pressed wood veneer board. Sponge filling.



TYPE
MOD-SF-2SA

DIMENSIONS
W1950 D845 H1115

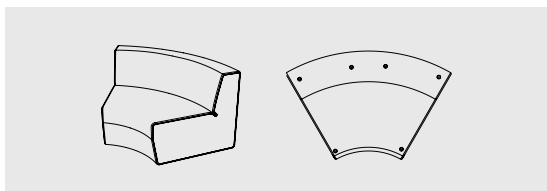
MATERIAL
Shell and back use a pine frame and pressed wood veneer board. Sponge filling.



TYPE
MOD-SF-SR1

DIMENSIONS
W1357/570 D820 H740

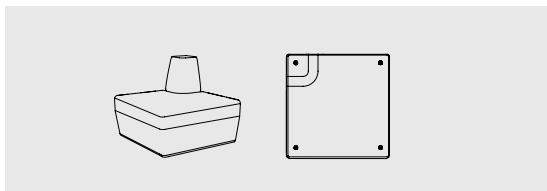
MATERIAL
Shell and back use a pine frame and pressed wood veneer board. Sponge filling.



TYPE
MOD-SF-SR2

DIMENSIONS
W1357/570 D820 H740

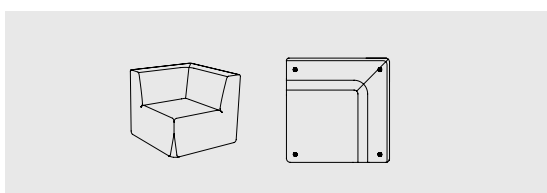
MATERIAL
Shell and back use a pine frame and pressed wood veneer board. Sponge filling.



TYPE
MOD-SF-SR3

DIMENSIONS
W820 D820 H740

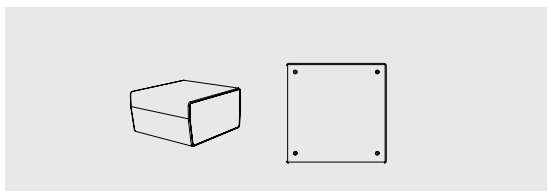
MATERIAL
Shell and back use a pine frame and pressed wood veneer board. Sponge filling.



TYPE
MOD-SF-SR4

DIMENSIONS
W700 D820 H740

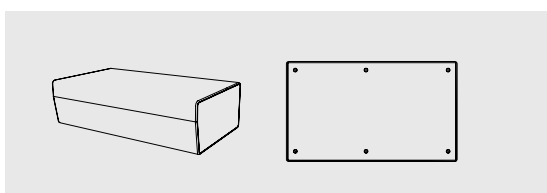
MATERIAL
Shell and back use a pine frame and pressed wood veneer board. Sponge filling.



TYPE
MOD-SF-1SH

DIMENSIONS
W820 D820 H410

MATERIAL
Shell and back use a pine frame and pressed wood veneer board. Sponge filling.



TYPE
MOD-SF-2SH

DIMENSIONS
W1400 D820 H410

MATERIAL
Shell and back use a pine frame and pressed wood veneer board. Sponge filling.



DADA SERIES

designed by Micky Wang & Alex Chai



Alex was inspired by the click of high heels thus the Dada Table was born. The legs of the table are similar to that of the high heel; going from thick to thin. With their sharp and dynamic lines, Dada Table adds distinct appeal to the surrounding interiors. The structure is extremely slim and light.







Dada series has extended into three types: dining table, coffee table and work station. They can be used in work space, offices, meeting rooms or at home, and can create a harmonious atmosphere among the study, work and leisure spaces.



TABLETOP COLOUR OPTIONS

Matt Black

Matt White

Nero Margiua

Valakas White

LEG COLOUR OPTIONS

Black

White

MADE-TO-ORDER

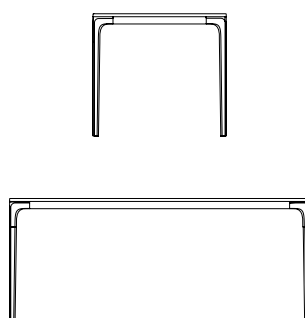
Only tabletop size is made-to-order

IN-STOCK OPTIONS



Tabletop: Matte White

Base: White



NAME

Dada Table

TYPE

DAD-TB-01

DIMENSIONS

W2000 D1000 H750

W1800 D900 H750

W1600 D800 H750

W1200 D1200 H750

MATERIAL

Table top made of E1 Level 18mmT

MDF Board / Base is aluminium

PROCESS

Table is polyurethane painted / Base is lacquered



NAME

Dada Coffee Table

TYPE

DAD-TB-02

DIMENSIONS

W1200 D700 H450

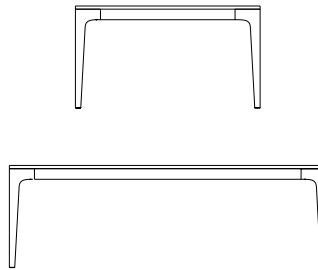
W700 D700 H450

MATERIAL

Table top made of E1 Level 18mmT
MDF Board / Base is aluminium

PROCESS

Table is polyurethane painted / Base
is lacquered



NAME

Dada Conference Table

TYPE

DAD-TB-03

DIMENSIONS

W2400 D1200 H748

W3600 D1200 H748

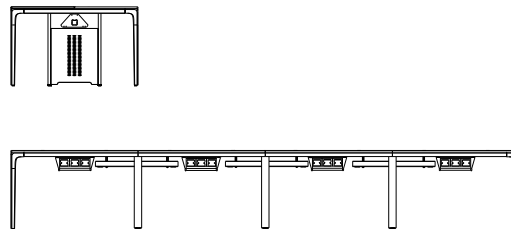
W4800 D1200 H748

MATERIAL

Table top made of E1 Level
16mmT MDF Board / Base is
aluminium alloy

PROCESS

Table is melamine faced /
Base is lacquered



NAME

Dada Work Station

TYPE

DAD-TB-04

DIMENSIONS

W2400 D1200 H748

W3600 D1200 H748


W4800 D1200 H748

MATERIAL

Table top made of E1 Level
16mmT MDF Board / Base is
aluminium alloy

PROCESS

Table is melamine faced /
Base is lacquered





FLUX TABLE

designed by Vincenzo Vinci & Alex Chai



The Flux table shows the beauty of streamlined design, an ideal combination between white MDF desktop and natural light, solid wood legs. Through a simple coupling, the whole design looks humble yet modern.









The Flux table is designed specifically for office or home use and is shock resistant and weatherproof. Flux is a sleek table propped up by solid natural wood legs with aluminum providing a warm, simple feel. It can be combined with a range of tops available in different sizes and shapes to create a versatile look for both home or office use. In order for the table to suit many different areas, the table tops have many shapes to choose from: oval, round or rectangle. The Flux Table can meet almost all the requests of different spaces such as conference rooms, offices, and other public spaces.

TABLETOP MATERIAL OPTIONS




BASE OPTIONS



MADE-TO-ORDER

No options of Flux Table are made-to-order



NAME

Flux Table / Rounded

TYPE

FLX-TB-01

DIMENSIONS

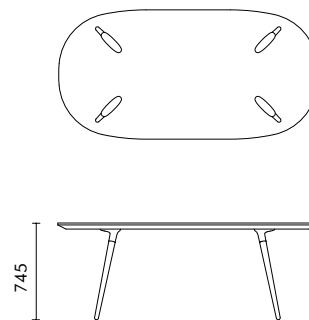
Ø1100 H745

MATERIAL

Table top made of E1 Level 40mmT MDF Board / Base consists of aluminium connection fittings and oak wood.

PROCESS

Table top is polyurethane painting or oak veneering / Base is lacquer painting.



NAME

Flux Table / Eliptic

TYPE

FLX-TB-02

DIMENSIONS

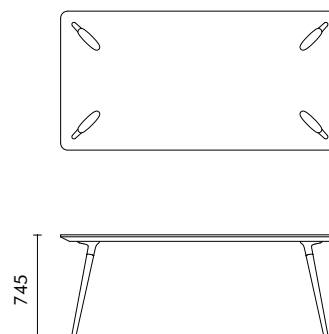
W1100 D1000 H745

MATERIAL

Table top made of E1 Level 40mmT MDF Board / Base consists of aluminium connection fittings and oak wood.

PROCESS

Table top is polyurethane painting or oak veneering / Base is lacquer painting.



NAME

Flux Table / Oblong

TYPE

FLX-TB-03

DIMENSIONS

W1600 D800 H745
W1800 D900 H745
W2000 D1000 H745

MATERIAL

Table top made of E1 Level 40mmT MDF Board / Base consists of aluminium connection fittings and oak wood.

PROCESS

Table top is polyurethane painting or oak veneering / Base is lacquer painting.



RAY SERIES

designed by Vic Yang & Alex Chai



The Ray Series is a new step for us; pure and clean. White and wooden surfaces with aluminum alloy base form this eye-catching table. Ray Max was designed to look light and quiet.







Practical and functional, robust and easy to care for, the table is available in a range of sizes and shapes; square, round, rounded square. These features combine to create a table that can furnish both private and public areas in a distinctive and functional manner. The top in MDF with chamfer edge is finished in white melamine. And the bottom is available in polish metal and white lacquer. These features combine to create a table that can furnish both private and public areas in a distinctive and functional manner.



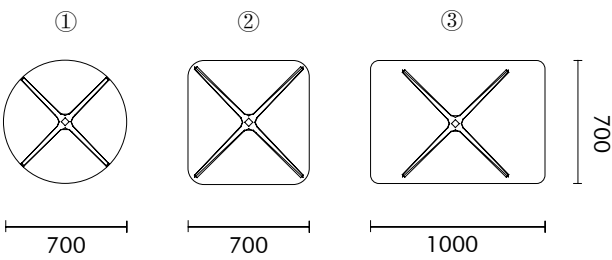
TABLETOP MATERIAL OPTIONS



LEG OPTIONS



TABLETOP SHAPE OPTIONS



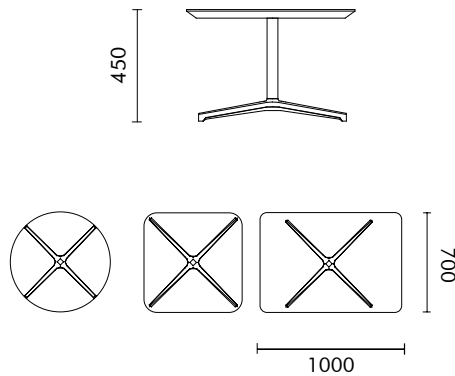
IN-STOCK OPTIONS



Smooth White Tabletop: ① / ② / ③
Base: 450mm/ 750mm/1050mm Smooth white

MADE-TO-ORDER

No options of Ray Max is made-to-order



NAME

Ray Coffee Table

TYPE

RAY-TB-01

DIMENSIONS

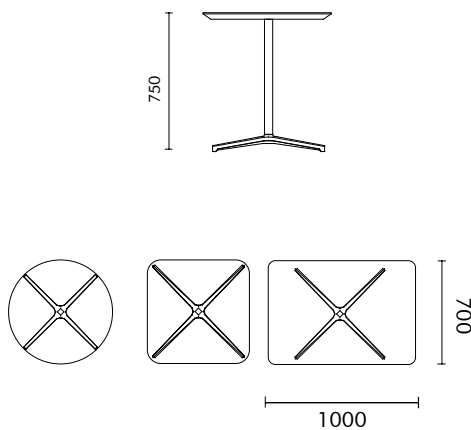
W700/1000 D700 H450

MATERIAL

Table top made of 25mm thickness
MDF Board / Base is aluminium.

PROCESS

Table top upholstered or
electrostatic powder coating /
Base is polished or PU Lacquered.



NAME

Ray Max

TYPE

RAY-TB-02

DIMENSIONS

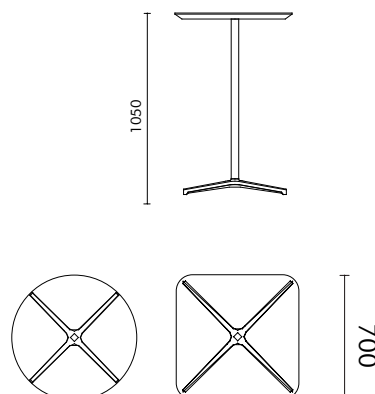
W700/1000 D700 H750

MATERIAL

Table top made of 25mm thickness
MDF Board / Base is aluminium.

PROCESS

Table top upholstered or
electrostatic powder coating /
Base is polished or PU Lacquered.



NAME

Ray Bar Table

TYPE

RAY-TB-03

DIMENSIONS

W700 D700 H1050

MATERIAL

Table top made of 25mm thickness
MDF Board / Base is aluminium.

PROCESS

Table top upholstered or
electrostatic powder coating /
Base is polished or PU Lacquered.



CROSS TABLE

designed by Jimmy Wang



The Cross Side table is derived from the concepts of architecture. The horizontal & vertical lines, high and low faces are presenting completely different appearances at different angles. Under strong light environments, the Side table looks neat and clean with crossing faces of light and shadows, standing for a new concept of "Architectural Furniture".



STANDARD COLOUR OPTIONS

Light grey

Pale green

Blackish green

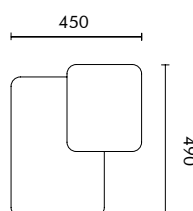
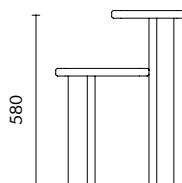
IN-STOCK OPTIONS



Light grey / Pale green

MADE-TO-ORDER

No options of Cross Table is made-to-order



NAME

Cross Sidetable

TYPE

CRS-ST-01

DIMENSIONS

W450 D490 H580

MATERIAL

Made by class E1 25mm thickness
MDF Board.

PROCESS

PU Lacquered



LIN CABINET

designed by Peter Fei



The Lin Cabinet was inspired by the virgin forests of northern Europe. The whole body in dark green with the marble table surface presenting a cloudy irregular texture.









NAME
Lin Cabinet / Marble

TYPE
LIN-CA-01-A

DIMENSIONS
W2400 D720 H400

MATERIAL
Cabinet is made using MDF
Board / Base is made of metal

PROCESS
Cabinet is PU Lacquered /
Base is spray powder epoxy
polyester powder.



NAME
Lin Cabinet / 2.4m

TYPE
LIN-CA-02

DIMENSIONS
W2400 D720 H400

MATERIAL
Cabinet is made using MDF
Board / Base is made of metal

PROCESS
Cabinet is PU Lacquered /
Base is spray powder epoxy
polyester powder.



NAME
Lin Cabinet / 1.8m

TYPE
LIN-CA-03

DIMENSIONS
W1800 D720 H400

MATERIAL
Cabinet is made using MDF
Board / Base is made of metal

PROCESS
Cabinet is PU Lacquered /
Base is spray powder epoxy
polyester powder.



NAME
Lin Dining Cabinet / 1.8m

TYPE
LIN-CA-04

DIMENSIONS
W1200 D400 H1240

MATERIAL
Cabinet is made using MDF
Board / Base is made of metal

PROCESS
Cabinet is PU Lacquered /
Base is spray powder epoxy
polyester powder.



FACE STOOL

designed by Alex Chai



Alex is an outgoing designer who likes to communicate with others. Once in a college reunion, he found that his close friends were all absorbed in their mobile phones even if they sat together for a meal. With the popularity of electronic devices, the communication between families and friends decreases. They are immersed in their own world. He dislikes this kind of phenomenon and hopes that everybody can share their emotions.




STANDARD COLOUR OPTIONS

Face Stool is fixed colour options, only black colour is available.

MADE-TO-ORDER

No options of Face Stool is made-to-order.


IN-STOCK OPTIONS



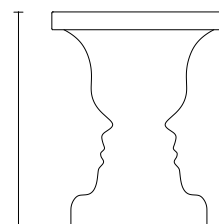
Black



310



380



NAME

Face Stool

TYPE

FAC-TB-01

DIMENSIONS

W310 D310 H380

MATERIAL

DSM Resin

PROCESS

Surface treatment with Dupont painting



STANDARD COLOUR OPTIONS

Koi Screen is fixed colour options, only red and white available.

MADE-TO-ORDER

No options of Koi Screen is made-to-order.

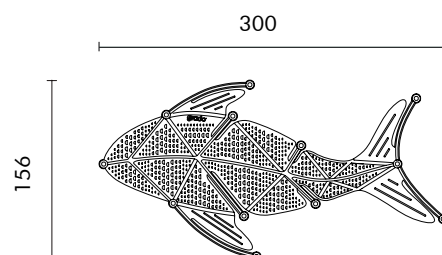
IN-STOCK OPTIONS



White



Red



NAME
Koi Screen



TYPE
KOI-DI-01

DIMENSIONS
W300 D156 H26

MATERIAL
PP Polypropylene

KOI SCREEN

designed by Lily Wang & Alex Chai



Koi designer was inspired by the view from The West Lake, and koi has a lot of good meanings in Chinese culture. The Koi divider provides not only a pop of colour but also a nice texture, suitable for a serious work environment or living space.



MOOD SCREEN

designed by Kevin He & Alex Chai



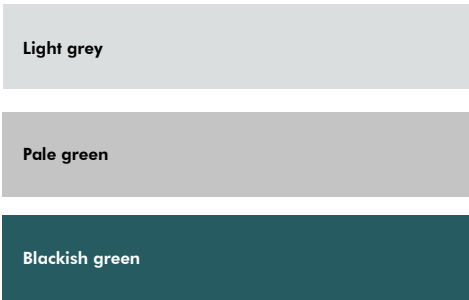
Kevin was born in a watery region, Hangzhou. He grew up and listened to the legendary story of the White Lady many times. When he was visiting the Broken Bridge of West Lake, he heard the melody of the familiar theme song and recalled the scene in which Xu Xian lent an umbrella to the white lady in the rain. He couldn't help to be amazed at this touching story. In such an intoxicating situation, the creativity of the paper umbrella screen came to his mind.




The screen is made of PET material. It is heat insulated, flame-retardant, tasteful and harmless, and 100% recyclable. The aesthetic considerations and the wavy sector design also increase the intensity and sound-absorbing area of the sector. The arc surface can absorb sound waves from different directions to achieve a better sound-absorbing effect. The paper umbrella screen is divided into wall hanging and stand. It can be applied to living rooms, reception areas, lobbies, restaurants and other areas.



STANDARD COLOUR OPTIONS

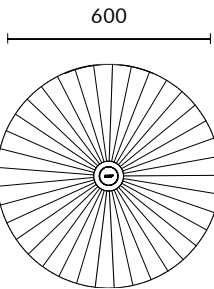


IN-STOCK OPTIONS



MADE-TO-ORDER

No options of Mood Screen is made-to-order

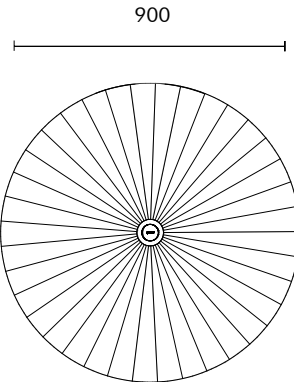


NAME
Mood Screen / S

TYPE
MOO-CS-01S

DIMENSIONS
Ø600 H25

MATERIAL
Polyester Fiber / Brass



NAME
Mood Screen / M

TYPE
MOO-CS-01M

DIMENSIONS
Ø900 H25

MATERIAL
Polyester Fiber / Brass





TEXTILE OPTIONS

Pictures above for reference only. Printing can cause difference in fabric colour so please consult for real fabric products.



Texture detail

GM60167

Gabriel Medley

Grade **B**

Composition: 100% polyester
Width: 140cm
Weight: 510 g/lin.m



GM60167



GM61002



GM61003G



M60004G



M61004



GM67053



GM66009



GM66007G



M66010



GM66145



GM62002



GM68002



GM68005G



M63064



GM64019



Texture detail

Fighter 60999

Gabriel Fighter

Grade **B**

Composition: 100% polyester
Width: 140cm
Weight: 510 g/lin.m



Fighter 60999



Fighter 64103F



Fighter 66083



Texture detail

LE5100-01

Hafele

Grade **B**

Composition: 100% polyester
Width: 150cm
Weight: 354 g/sq.m




LE5100-01



LE5100-02



LE5100-05



Texture detail

Sodley60137

Gabriel Sodley

Grade **B**

Composition: 100% polyester
Width: 140cm
Weight: 510 g/lin.m



Sodley60137



Texture detail

Sunday 39

OTE Sunday

Grade **A**

Composition: 100% polyester
Width: 140cm
Weight: 380 g/sq.m



Sunday 39



Sunday 07S



unday 34S



unday 38S



unday 53



Sunday 93



Sunday 103



Sunday 83



Sunday 149



Sunday 10



Texture detail

LD-04

OTE Lido

Grade **A**

Composition: 100% polyester
Width: 150cm
Weight: 480 g/sq.m



LD-04L



D-21L



D-40



LD-54



Texture detail

OM-11

OTE Mountain

Grade **A**

Composition: 100% polyester
Width: 144cm
Weight: 450g/sq.m



OM-11



Texture detail

Silex 02

OTE Silex

Grade **A**



Silex 02



Silex 12



Silex 23



Silex 46



Silex 84



Silex 70



Texture detail

Talent 04

OTE Talent

Grade **A**



Talent 04T



Talent 26T



Talent 12



Texture detail

Nadine 05

OTE Nadine

Grade **A**



Nadine 05



Nadine 25



Texture detail

028-21


Grade **A**



028-21



028-23



Texture detail

CUZ1E


Camira Blazer

Grade **D**

Composition: 100% Pure new wool
Width: 140cm
Weight: 460 g/sq.m



CUZ1E



CUZ30



CUZ1K



CUZ1W



CUZ1M



CUZ18



CUZ1L



CUZ53



Texture detail

San 390

Kvadrat San

Grade **E**

Composition: 92% New wool , 8% Nylon
Width: 140cm
Weight: 370 g/lin.m



San 390S



an 990S



an 360



San 370



San 790



Texture detail

Clara2-983

Kvadrat Clara2

Grade **D**

Composition: 92% New wool , 8% Nylon
Width: 138cm
Weight: 400 g/lin.m




Clara2-983



Clara2-273



Clara2-277



Clara2-793C



lara2-797



Texture detail

BML75

JMT Balmoral

Grade **L3**

Raw Material: European
Average Hide Size: 50/55 Square Feet
Average Thickness: 0.9/1.0 mm



BML75



Texture detail

PL-01

PU Leather

Grade **A**

Width: 140cm
Weight: 800 g/lin.m




PL-01P



L-02



PL-03P



L-04



PL-05



PL-06



PL-07



Texture detail

ML-01


Mastrotto Leather

Grade **L1**

Raw Material: Brazil
Average Hide Size: 50 Square Feet
Average Thickness: 0.9 - 1.1 mm



ML-01M



L-02




ML-03M




L-04



ML-05



ML-06



Texture detail

Bottle Green 5231

JMT Milano

Grade **L2**


Raw Material: European
Average Hide Size: 50 Square Feet
Average Thickness: 0.9/1.0 mm



Bottle Green 5231



Iceberg 5218



Lime Flower 5210



Iron Grey 5200



Delf Blue 5146



Toast 5151





grado

**Contact your Abax Kingfisher
representative for more details**

Abax Kingfisher Pty Ltd
ABN: 79 064 734 505
1300 300 369
info@abaxkf.com.au
abaxkf.com.au