



ABAX KINGFISHER



AVAY

PRODUCT DATA SPECIFICATION


Due to Constant innovation, products may be subject to design and specification changes without notice. Copyright © 2024

Phone: 1300 300 369
Email: info@abaxkf.com.au

EDUCATION, LIBRARY
& OFFICE FURNITURE

Web: abaxkf.com.au
ABN: 79 064 734 505

Avay Desk/ Workstation

Description			
DIMENSIONS	<u>1 User</u>	<u>2 User</u>	<u>3 User</u>
	1200mmW x 600mmD x 715mmH	2@ 1200mmW x 600mmD x 715mmH	3@ 1200mmW x 600mmD x 715mmH
	1200mmW x 750mmD x 715mmH	2@ 1200mmW x 750mmD x 715mmH	3@ 1200mmW x 750mmD x 715mmH
	1500mmW x 600mmD x 715mmH	2@ 1500mmW x 600mmD x 715mmH	3@ 1500mmW x 600mmD x 715mmH
	1500mmW x 750mmD x 715mmH	2@ 1500mmW x 750mmD x 715mmH	3@ 1500mmW x 750mmD x 715mmH
	1600mmW x 600mmD x 715mmH	2@ 1500mmW x 800mmD x 715mmH	3@ 1500mmW x 800mmD x 715mmH
	1600mmW x 750mmD x 715mmH	2@ 1600mmW x 600mmD x 715mmH	3@ 1600mmW x 600mmD x 715mmH
	1800mmW x 600mmD x 715mmH	2@ 1600mmW x 750mmD x 715mmH	3@ 1600mmW x 750mmD x 715mmH
	1800mmW x 750mmD x 715mmH	2@ 1600mmW x 800mmD x 715mmH	3@ 1600mmW x 800mmD x 715mmH
	1800mmW x 900mmD x 715mmH	2@ 1800mmW x 600mmD x 715mmH	3@ 1800mmW x 600mmD x 715mmH
	2100mmW x 900mmD x 715mmH	2@ 1800mmW x 750mmD x 715mmH	3@ 1800mmW x 750mmD x 715mmH
	2@ 1800mmW x 800mmD x 715mmH	3@ 1800mmW x 800mmD x 715mmH	
TOP	The top is constructed from 25mm E0 melamine with matching ABS Edging		
FRAME	The frame is constructed from heavy duty steel		
ADJUSTMENT	80mmH adjustment for each foot		
FEATURES	Optional modesty panel Modern slick design Perfect for offices, staff rooms, universities and healthcare 160Kg Weight Rating		
WARRANTY	10 Years		
LEAD TIME	49 Days		
FINISH	<u>Top</u> <u>Standard Tops:</u> Studio White, New Oak Matte, New Oak Ravine, Nordic Maple <u>Premium Tops:</u> Classic Natural, Sublime Teak, Natural Walnut	<u>Frame</u> White Powdercoat Black Powdercoat	
CUSTOMISABLE	This desk can be customized in size and colour please don't hesitate to contact us to find out more about customizing the Avay Desk/ Workstation! Call us on 1300 300 369		
ACCESSORIES	If you would like to add cable management, screens or other accessories please don't hesitate to contact our friendly staff to find out more about the Avay Desk/ Workstation! Call us on 1300 300 369		
CERTIFICATION	 Geca Certified		

Due to Constant innovation, products may be subject to design and specification changes without notice. Copyright © 2024

Configurations:



Worktop Finish

Standard Finish:



Studio White



New Oak Matte



New Oak Ravine



Nordic Maple

Premium Finish:



Classic Natural




Sublime Teal




Natural Walnut

Frame Finish



Black



White

Due to Constant innovation, products may be subject to design and specification changes without notice. Copyright © 2024

Screen Options

Acoustic Screens Designs:



Slide on Screen



Single Wrap Screen



Double Wrap Screen



Clamp on Screen

Acoustic Screens Colours:



White



Marble Grey



Pacific Marble



Slate Grey



Grey



Charcoal Grey



Black



Light Beige



Dark Beige



Natural



Medium Natural



Dark Natural



Brown



Pink



Coral Pink



Royal Pink



Pacific Blue



Sky Blue



Cobalt Blue

Due to Constant innovation, products may be subject to design and specification changes without notice. Copyright © 2024



BLU

Blue



DBL

Dark Blue



PLE

Purple



DPLE

Dark Purple



Y

Yellow



JY

Jaisalma Yellow



BG

Banana Green



MBG

Moss Banana



G

Green



DG

Dark Green



PG

Peacock Green



DPG

Dark Peacock
Green



O

Orange



R

Red



DR

Dark Red



M

Maroon



DM


Dark Maroon

Due to Constant innovation, products may be subject to design and specification changes without notice. Copyright © 2024

Studio50 Screen Designs:



Return Screen Panel



Desk Mounted Screen

Studio50 Screens Colours:

Splice Range:



Due to Constant innovation, products may be subject to design and specification changes without notice. Copyright © 2024

Breathe Range:



Navy
(CM509)



Steel Blue
(CM513)



Royal Blue
(CM508)



Sky Blue
(CM507)



Baby Blue
(CM506)



Fern Green
(CM512)



Lime Green
(CM503)



Plum
(CM514)



Ruby Red
(CM515)



Tomato Red
(CM501)



Bright Orange
(CM502)



Burnt Orange
(CM511)



Black
(CM516)



Slate Grey
(CM510)



Alloy Grey
(CM505)



Camel
(CM504)

Due to Constant innovation, products may be subject to design and specification changes without notice. Copyright © 2024

Radius 18 Screen Design



Hung Screen



Spine Screen

Radius 18 Screen Colour:

Splice Range:



Due to Constant innovation, products may be subject to design and specification changes without notice. Copyright © 2024

Breathe Range:



Navy
(CM509)



Steel Blue
(CM513)



Royal Blue
(CM508)



Sky Blue
(CM507)



Baby Blue
(CM506)



Fern Green
(CM512)



Lime Green
(CM503)



Plum
(CM514)



Ruby Red
(CM515)



Tomato Red
(CM501)



Bright Orange
(CM502)



Burnt Orange
(CM511)



Black
(CM516)



Slate Grey
(CM510)



Alloy Grey
(CM505)



Camel
(CM504)

Due to Constant innovation, products may be subject to design and specification changes without notice. Copyright © 2024