



ABAX KINGFISHER



AVAY PRODUCT DATA SPECIFICATION


Due to Constant innovation, products may be subject to design and specification changes without notice. Copyright © 2024

Phone: 1300 300 369
Email: info@abaxkf.com.au

**EDUCATION, LIBRARY
& OFFICE FURNITURE**

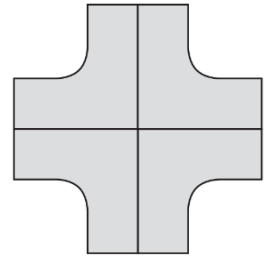
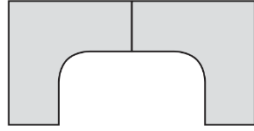
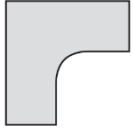
Web: abaxkf.com.au
ABN: 79 064 734 505

Avay 90° Desk/ Workstations

Description							
DIMENSIONS	<table border="1"> <thead> <tr> <th><u>1 User</u></th> <th><u>2 User</u></th> </tr> </thead> <tbody> <tr> <td>1800mm - 1800mmW x 600mmD x 715mmH</td> <td>2@ 1800mm - 1800mmW x 600mmD x 715mmH</td> </tr> <tr> <td>1800mm - 1800mmW x 750mmD x 715mmH</td> <td>2@ 1800mm - 1800mmW x 750mmD x 715mmH</td> </tr> </tbody> </table>	<u>1 User</u>	<u>2 User</u>	1800mm - 1800mmW x 600mmD x 715mmH	2@ 1800mm - 1800mmW x 600mmD x 715mmH	1800mm - 1800mmW x 750mmD x 715mmH	2@ 1800mm - 1800mmW x 750mmD x 715mmH
<u>1 User</u>	<u>2 User</u>						
1800mm - 1800mmW x 600mmD x 715mmH	2@ 1800mm - 1800mmW x 600mmD x 715mmH						
1800mm - 1800mmW x 750mmD x 715mmH	2@ 1800mm - 1800mmW x 750mmD x 715mmH						
TOP	The top is constructed from 25mm E0 melamine with matching ABS Edging						
FRAME	The frame is constructed from heavy duty steel						
ADJUSTMENT	80mmH adjustment for each foot						
FEATURES	<p>Modern slick design</p> <p>Perfect for offices, staff rooms, universities and healthcare</p> <p>160Kg Weight Rating</p>						
WARRANTY	10 Years						
LEAD TIME	49 Days						
FINISH	<p><u>Top</u></p> <p>White</p> <p>New Oak</p> <p><u>Frame</u></p> <p>White Powdercoat</p> <p>Black Powdercoat</p>						
CUSTOMISABLE	This desk can be customized in size and colour please don't hesitate to contact us to find out more about customizing the Avay Desk! Call us on 1300 300 369						
ACCESSORIES	If you would like to add cable management, screens or other accessories please don't hesitate to contact our friendly staff to find out more about the Avay Desk!! Call us on 1300 300 369						
CERTIFICATION							

Due to Constant innovation, products may be subject to design and specification changes without notice. Copyright © 2024

Workspace Configurations



Screen Options

Acoustic Screens Designs:



Slide on Screen



Single Wrap Screen



Double Wrap Screen



Clamp on Screen

Acoustic Screens Colours:



White



Marble Grey



Pacific Marble



Slate Grey



Grey



Charcoal Grey



Black



Light Beige



Dark Beige



Natural



Medium Natural



Dark Natural



Brown



Pink



Coral Pink

Due to Constant innovation, products may be subject to design and specification changes without notice. Copyright © 2024



Royal Pink



Pacific Blue



Sky Blue



Cobalt Blue



Blue



Dark Blue



Purple



Dark Purple



Yellow



Jaisalma Yellow



Banana Green



Moss Banana



Green



Dark Green



Peacock Green



Dark Peacock Green



Orange



Red



Dark Red



Maroon




Dark Maroon

Due to Constant innovation, products may be subject to design and specification changes without notice. Copyright © 2024

Studio50 Screen Designs:



Return Screen Panel



Desk Mounted Screen

Studio50 Screens Colours:

Splice Range:



Due to Constant innovation, products may be subject to design and specification changes without notice. Copyright © 2024

Breathe Range:



Navy
(CM509)



Steel Blue
(CM513)



Royal Blue
(CM508)



Sky Blue
(CM507)



Baby Blue
(CM506)



Fern Green
(CM512)



Lime Green
(CM503)



Plum
(CM514)



Ruby Red
(CM515)



Tomato Red
(CM501)



Bright Orange
(CM502)



Burnt Orange
(CM511)



Black
(CM516)



Slate Grey
(CM510)



Alloy Grey
(CM505)



Camel
(CM504)

Due to Constant innovation, products may be subject to design and specification changes without notice. Copyright © 2024

Radius 18 Screen Design



Hung Screen



Spine Screen

Radius 18 Screen Colour:

Splice Range:



Due to Constant innovation, products may be subject to design and specification changes without notice. Copyright © 2024

Breathe Range:



Navy
(CM509)



Steel Blue
(CM513)



Royal Blue
(CM508)



Sky Blue
(CM507)



Baby Blue
(CM506)



Fern Green
(CM512)



Lime Green
(CM503)



Plum
(CM514)



Ruby Red
(CM515)



Tomato Red
(CM501)



Bright Orange
(CM502)



Burnt Orange
(CM511)



Black
(CM516)



Slate Grey
(CM510)



Alloy Grey
(CM505)



Camel
(CM504)

Due to Constant innovation, products may be subject to design and specification changes without notice. Copyright © 2024